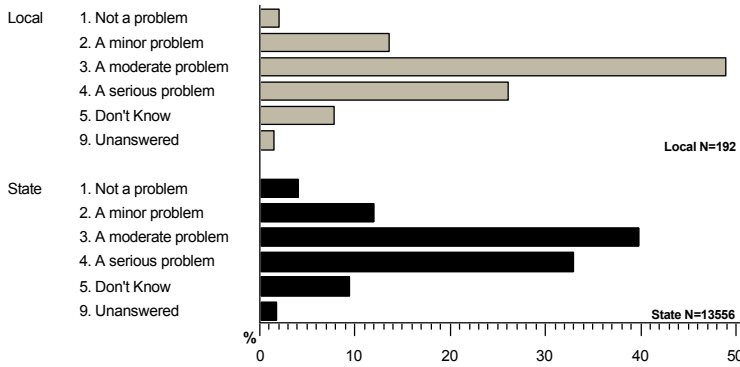


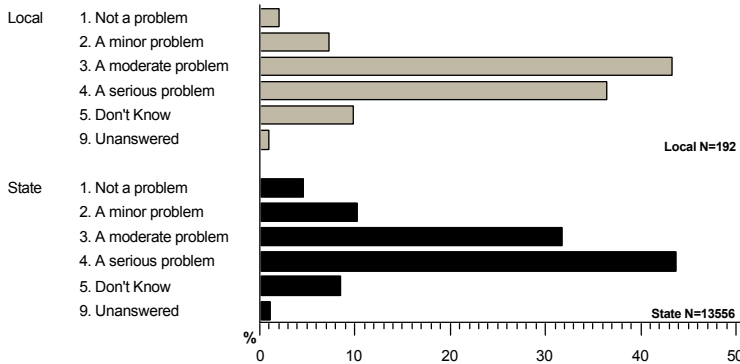
2016 Chimacum CPWI Community Survey Results
192 responses collected between 09/15/2016 and 12/05/2016

01a. How much of a problem do you think each of the following is among youth (6 – 12th grade) in your community? Alcohol use



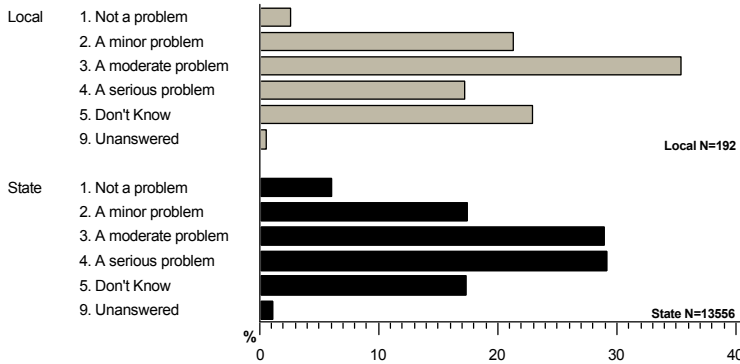
Answer	Local		State	
	Count	%	Count	%
1. Not a problem	4	2.1	554	4.1
2. A minor problem	26	13.5	1621	12.0
3. A moderate problem	94	49.0	5387	39.7
4. A serious problem	50	26.0	4473	33.0
5. Don't Know	15	7.8	1273	9.4
9. Unanswered	3	1.6	248	1.8

01b. How much of a problem do you think each of the following is among youth (6 – 12th grade) in your community? Marijuana or hashish use (weed, hash, pot)



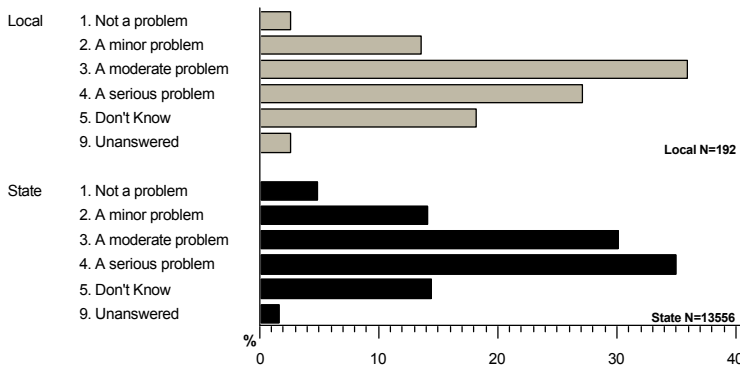
Answer	Local		State	
	Count	%	Count	%
1. Not a problem	4	2.1	622	4.6
2. A minor problem	14	7.3	1397	10.3
3. A moderate problem	83	43.2	4309	31.8
4. A serious problem	70	36.5	5925	43.7
5. Don't Know	19	9.9	1158	8.5
9. Unanswered	2	1.0	145	1.1

01c. How much of a problem do you think each of the following is among youth (6 – 12th grade) in your community? Prescription drug misuse (using medication without a prescription or in a way other than prescribed)



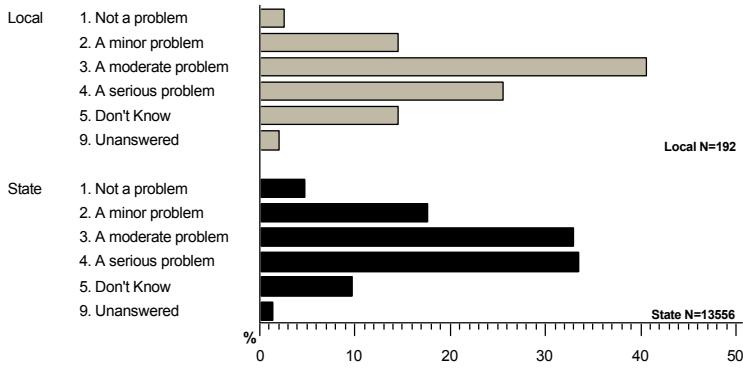
Answer	Local		State	
	Count	%	Count	%
1. Not a problem	5	2.6	819	6.0
2. A minor problem	41	21.4	2360	17.4
3. A moderate problem	68	35.4	3928	29.0
4. A serious problem	33	17.2	3953	29.2
5. Don't Know	44	22.9	2353	17.4
9. Unanswered	1	0.5	143	1.1

01e. How much of a problem do you think each of the following is among youth (6 – 12th grade) in your community? Driving under the influence of alcohol, marijuana or other drugs



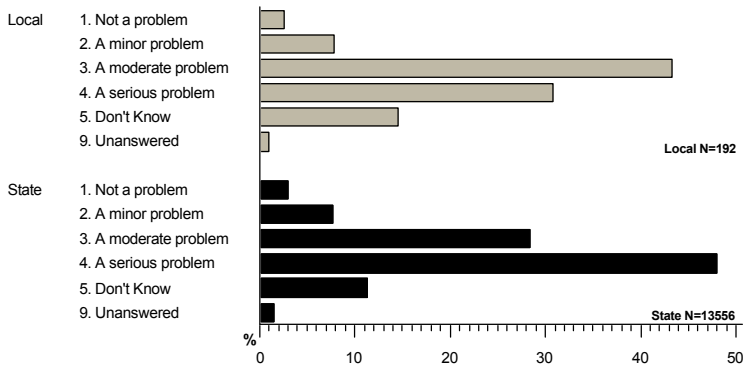
Answer	Local		State	
	Count	%	Count	%
1. Not a problem	5	2.6	658	4.9
2. A minor problem	26	13.5	1905	14.1
3. A moderate problem	69	35.9	4078	30.1
4. A serious problem	52	27.1	4731	34.9
5. Don't Know	35	18.2	1957	14.4
9. Unanswered	5	2.6	227	1.7

01f. How much of a problem do you think each of the following is among youth (6 – 12th grade) in your community? Tobacco



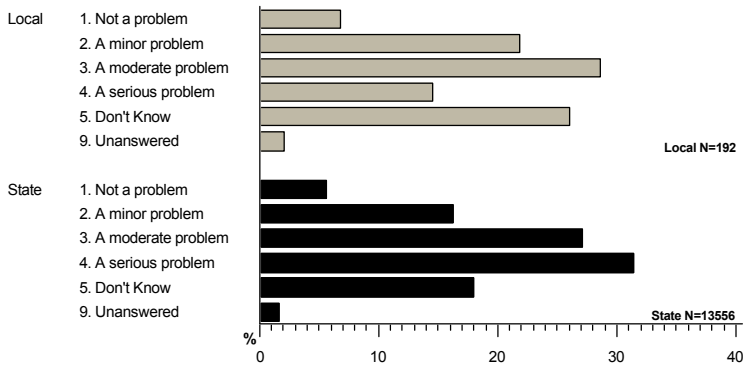
Answer	Local		State	
	Count	%	Count	%
1. Not a problem	5	2.6	650	4.8
2. A minor problem	28	14.6	2386	17.6
3. A moderate problem	78	40.6	4470	33.0
4. A serious problem	49	25.5	4547	33.5
5. Don't Know	28	14.6	1313	9.7
9. Unanswered	4	2.1	190	1.4

01g. How much of a problem do you think each of the following is among youth (6 – 12th grade) in your community? Depression



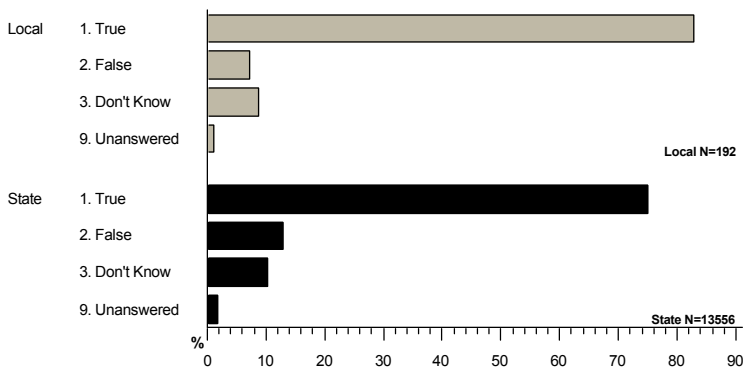
Answer	Local		State	
	Count	%	Count	%
1. Not a problem	5	2.6	409	3.0
2. A minor problem	15	7.8	1044	7.7
3. A moderate problem	83	43.2	3851	28.4
4. A serious problem	59	30.7	6499	47.9
5. Don't Know	28	14.6	1539	11.4
9. Unanswered	2	1.0	214	1.6

01h. How much of a problem do you think each of the following is among youth (6 – 12th grade) in your community? Suicide



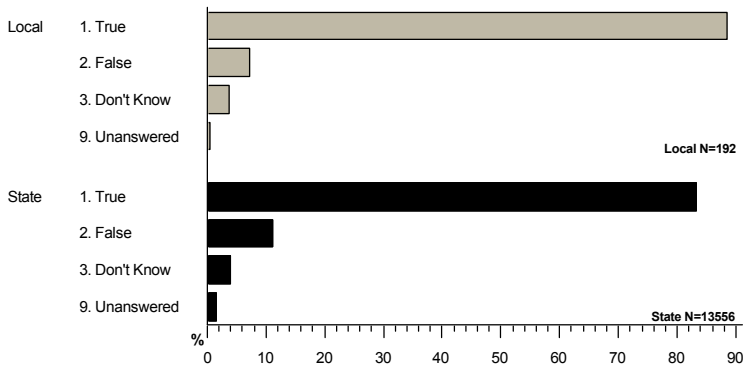
Answer	Local		State	
	Count	%	Count	%
1. Not a problem	13	6.8	760	5.6
2. A minor problem	42	21.9	2200	16.2
3. A moderate problem	55	28.6	3673	27.1
4. A serious problem	28	14.6	4262	31.4
5. Don't Know	50	26.0	2442	18.0
9. Unanswered	4	2.1	219	1.6

2a. Marijuana cannot be used in public.



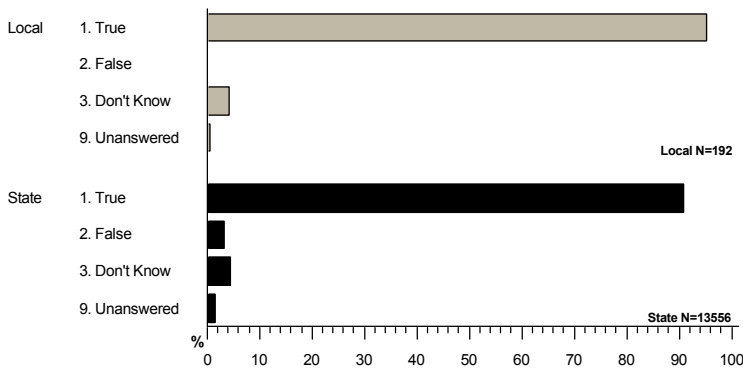
Answer	Local		State	
	Count	%	Count	%
1. True	159	82.8	10156	74.9
2. False	14	7.3	1748	12.9
3. Don't Know	17	8.9	1396	10.3
9. Unanswered	2	1.0	256	1.9

2b. It is not legal for a minor (less than 21 years of age) to possess and/or use any amount of marijuana.



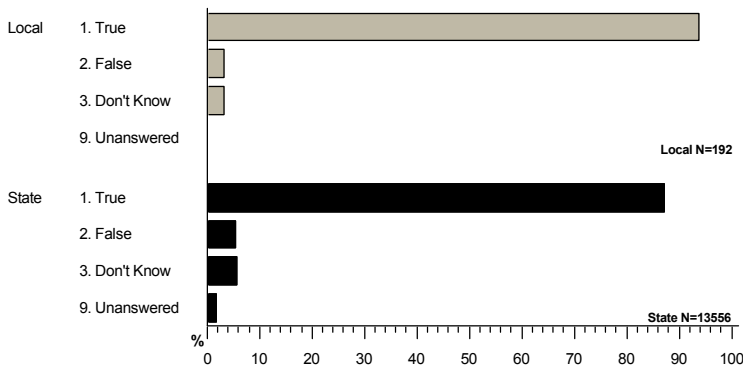
Answer	Local		State	
	Count	%	Count	%
1. True	170	88.5	11283	83.2
2. False	14	7.3	1518	11.2
3. Don't Know	7	3.6	545	4.0
9. Unanswered	1	0.5	210	1.5

2c. Providing marijuana to a minor (less than 21 years of age) is illegal, even to your own children.



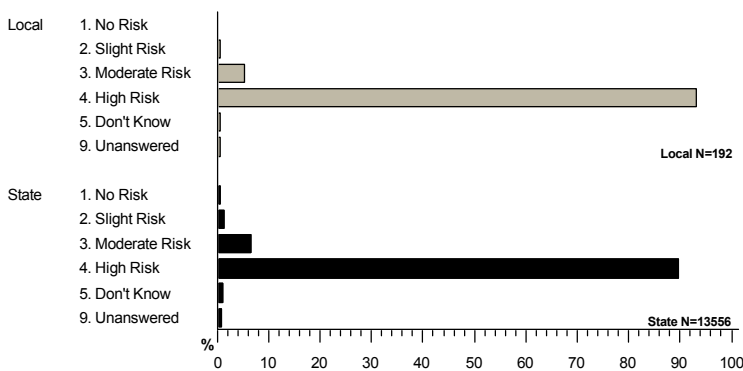
Answer	Local		State	
	Count	%	Count	%
1. True	183	95.3	12319	90.9
2. False	0	0.0	422	3.1
3. Don't Know	8	4.2	604	4.5
9. Unanswered	1	0.5	211	1.6

2d. Only people 21 and older can legally possess marijuana.



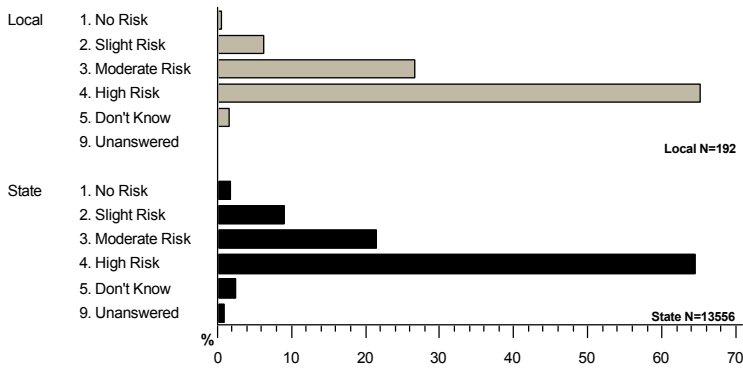
Answer	Local		State	
	Count	%	Count	%
1. True	180	93.8	11807	87.1
2. False	6	3.1	733	5.4
3. Don't Know	6	3.1	763	5.6
9. Unanswered	0	0.0	253	1.9

03a. How much do you think people risk harming themselves and others when they drive under the influence of alcohol?



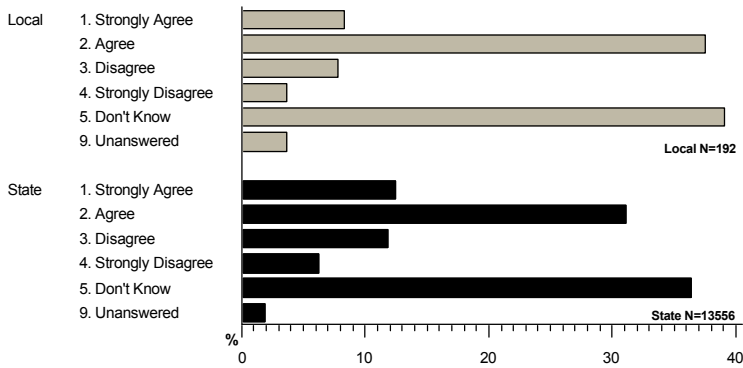
Answer	Local		State	
	Count	%	Count	%
1. No Risk	0	0.0	60	0.4
2. Slight Risk	1	0.5	186	1.4
3. Moderate Risk	10	5.2	879	6.5
4. High Risk	179	93.2	12158	89.7
5. Don't Know	1	0.5	157	1.2
9. Unanswered	1	0.5	116	0.9

03b. How much do you think people risk harming themselves and others when they drive under the influence of marijuana?



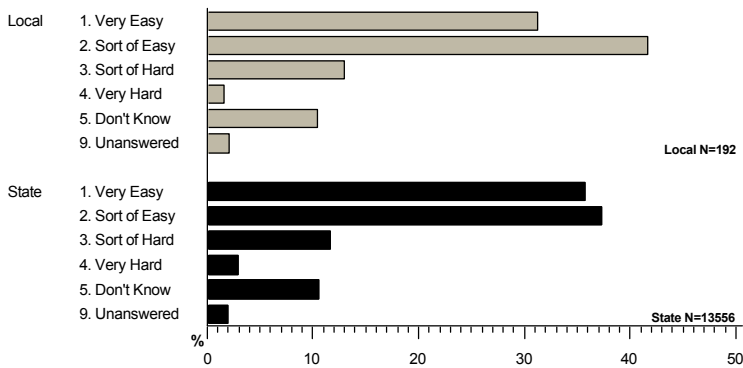
Answer	Local		State	
	Count	%	Count	%
1. No Risk	1	0.5	230	1.7
2. Slight Risk	12	6.3	1221	9.0
3. Moderate Risk	51	26.6	2903	21.4
4. High Risk	125	65.1	8731	64.4
5. Don't Know	3	1.6	339	2.5
9. Unanswered	0	0.0	132	1.0

04. Law enforcement personnel in our community are effective when they respond to calls and requests about underage alcohol and drug use at parties or gatherings.



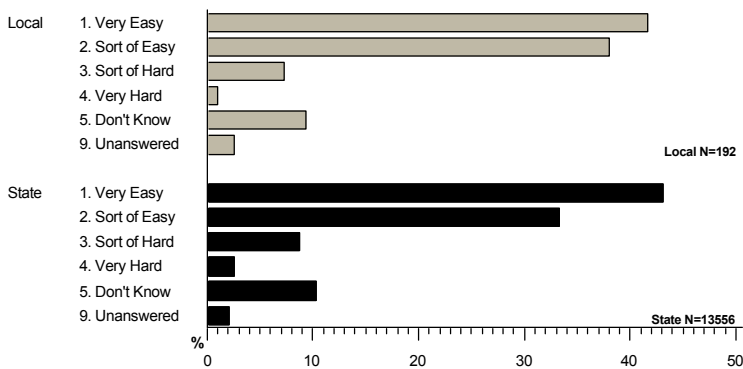
Answer	Local		State	
	Count	%	Count	%
1. Strongly Agree	16	8.3	1695	12.5
2. Agree	72	37.5	4222	31.1
3. Disagree	15	7.8	1600	11.8
4. Strongly Disagree	7	3.6	853	6.3
5. Don't Know	75	39.1	4935	36.4
9. Unanswered	7	3.6	251	1.9

05. If a youth (6 - 12th grade) wanted to get some alcohol, how easy would it be for them to get some?



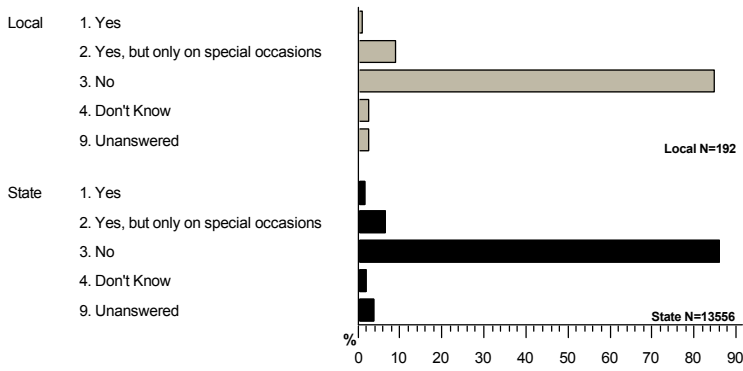
Answer	Local		State	
	Count	%	Count	%
1. Very Easy	60	31.3	4838	35.7
2. Sort of Easy	80	41.7	5058	37.3
3. Sort of Hard	25	13.0	1575	11.6
4. Very Hard	3	1.6	394	2.9
5. Don't Know	20	10.4	1429	10.5
9. Unanswered	4	2.1	262	1.9

06. If a youth (6 - 12th grade) wanted to get some marijuana, how easy would it be for them to get some?



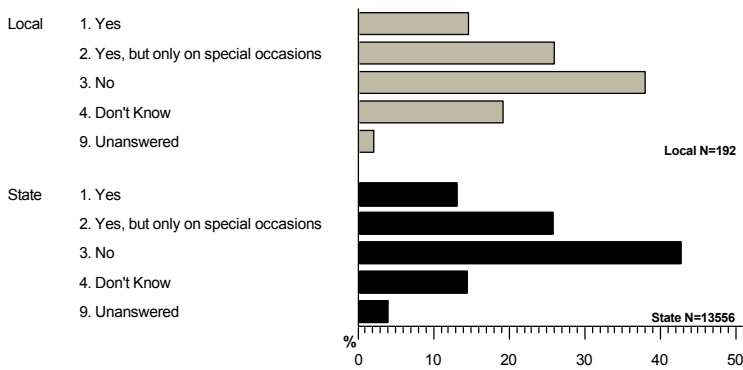
Answer	Local		State	
	Count	%	Count	%
1. Very Easy	80	41.7	5848	43.1
2. Sort of Easy	73	38.0	4509	33.3
3. Sort of Hard	14	7.3	1184	8.7
4. Very Hard	2	1.0	341	2.5
5. Don't Know	18	9.4	1396	10.3
9. Unanswered	5	2.6	278	2.1

07. Do you think it is OK for teenagers to drink at parties if they don't get drunk?



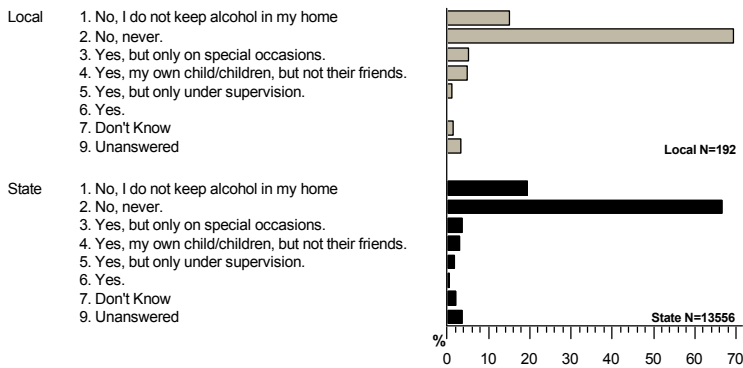
Answer	Local		State	
	Count	%	Count	%
1. Yes	2	1.0	217	1.6
2. Yes, but only on special occasions	17	8.9	872	6.4
3. No	163	84.9	11663	86.0
4. Don't Know	5	2.6	277	2.0
9. Unanswered	5	2.6	527	3.9

08. Do you think most adults in our community feel it is OK for parents to offer their youth alcoholic beverages in their home?



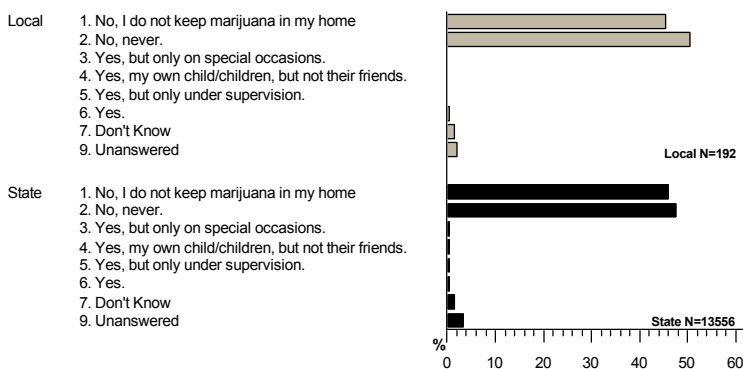
Answer	Local		State	
	Count	%	Count	%
1. Yes	28	14.6	1770	13.1
2. Yes, but only on special occasions	50	26.0	3502	25.8
3. No	73	38.0	5785	42.7
4. Don't Know	37	19.3	1968	14.5
9. Unanswered	4	2.1	531	3.9

09. Do you allow youth to drink alcohol (more than a sip) in your home?



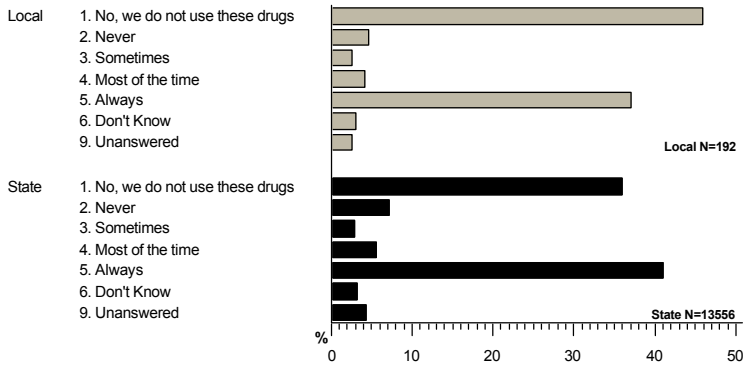
Answer	Local		State	
	Count	%	Count	%
1. No, I do not keep alcohol in my home	29	15.1	2630	19.4
2. No, never.	133	69.3	9027	66.6
3. Yes, but only on special occasions.	10	5.2	485	3.6
4. Yes, my own child/children, but not their friends.	9	4.7	386	2.8
5. Yes, but only under supervision.	2	1.0	238	1.8
6. Yes.	0	0.0	45	0.3
7. Don't Know	3	1.6	271	2.0
9. Unanswered	6	3.1	474	3.5

10. Do you allow youth to use marijuana in your home?



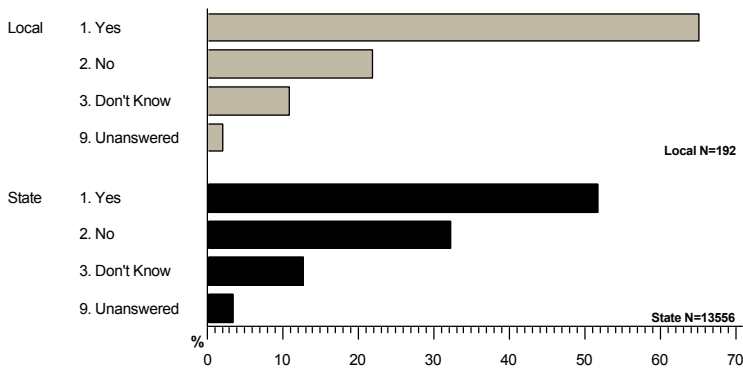
Answer	Local		State	
	Count	%	Count	%
1. No, I do not keep marijuana in my home	87	45.3	6233	46.0
2. No, never.	97	50.5	6456	47.6
3. Yes, but only on special occasions.	0	0.0	62	0.5
4. Yes, my own child/children, but not their friends.	0	0.0	51	0.4
5. Yes, but only under supervision.	0	0.0	51	0.4
6. Yes.	1	0.5	69	0.5
7. Don't Know	3	1.6	185	1.4
9. Unanswered	4	2.1	449	3.3

11. Do you monitor prescription drugs that youth might misuse, such as pain killers, anti-depressants, drugs for hyperactivity, and sleeping pills?



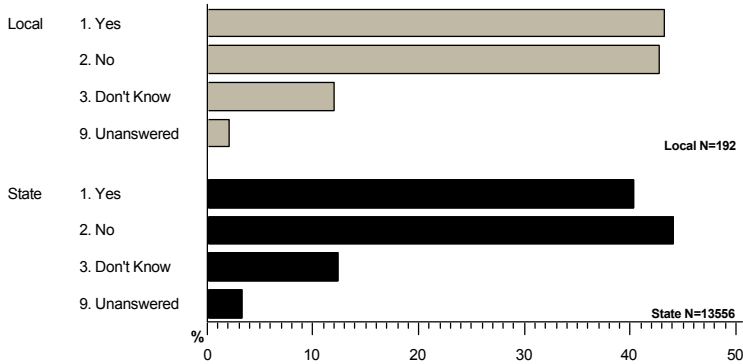
Answer	Local		State	
	Count	%	Count	%
1. No, we do not use these drugs	88	45.8	4880	36.0
2. Never	9	4.7	962	7.1
3. Sometimes	5	2.6	396	2.9
4. Most of the time	8	4.2	764	5.6
5. Always	71	37.0	5548	40.9
6. Don't Know	6	3.1	429	3.2
9. Unanswered	5	2.6	577	4.3

12. Do you know where in your community you could get rid of prescription drugs that you no longer need?



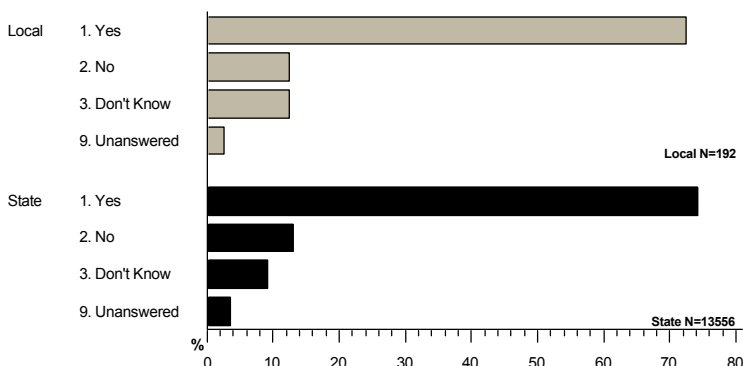
Answer	Local		State	
	Count	%	Count	%
1. Yes	125	65.1	7002	51.7
2. No	42	21.9	4363	32.2
3. Don't Know	21	10.9	1736	12.8
9. Unanswered	4	2.1	455	3.4

13. There is a group of volunteers in your community who are working to reduce youth alcohol and other drug use. Are you aware of this group/coalition?



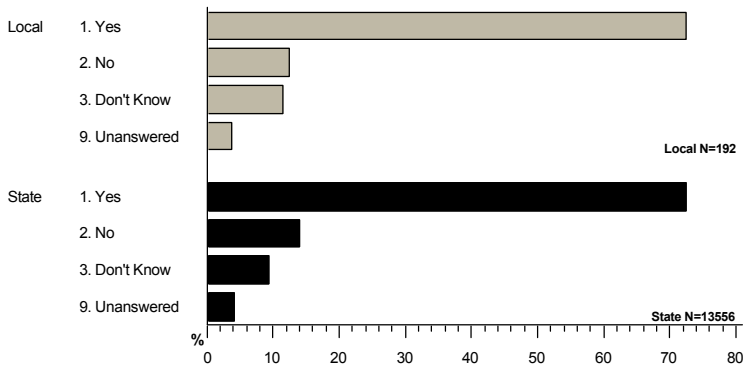
Answer	Local		State	
	Count	%	Count	%
1. Yes	83	43.2	5464	40.3
2. No	82	42.7	5979	44.1
3. Don't Know	23	12.0	1670	12.3
9. Unanswered	4	2.1	443	3.3

14a. Do you think there should be legal consequences if the police catch a youth (6 - 12th grade) drinking alcohol?



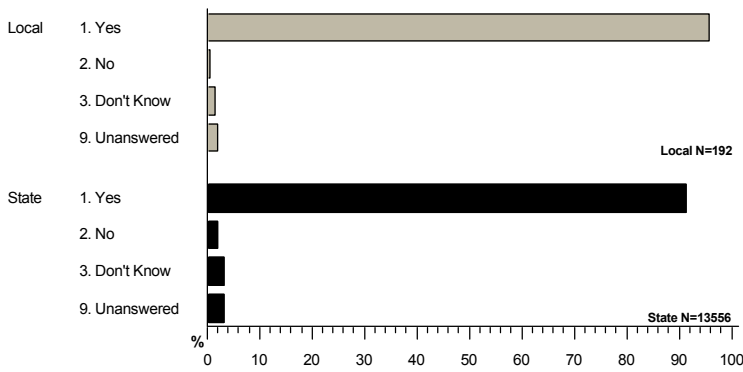
Answer	Local		State	
	Count	%	Count	%
1. Yes	139	72.4	10065	74.2
2. No	24	12.5	1772	13.1
3. Don't Know	24	12.5	1246	9.2
9. Unanswered	5	2.6	473	3.5

14b. Do you think there should be legal consequences if the police catch a youth (6 - 12th grade) using marijuana?



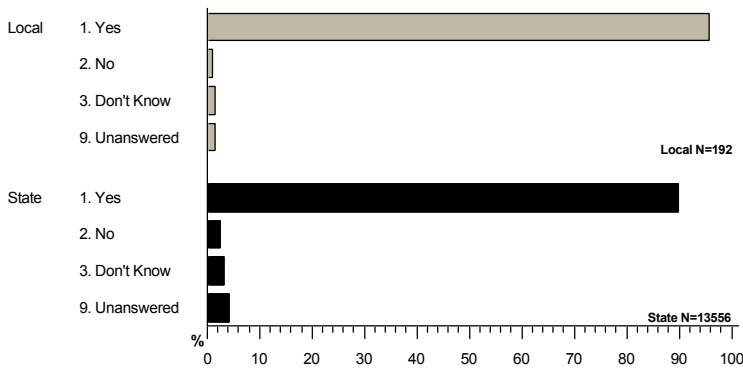
Answer	Local		State	
	Count	%	Count	%
1. Yes	139	72.4	9817	72.4
2. No	24	12.5	1908	14.1
3. Don't Know	22	11.5	1264	9.3
9. Unanswered	7	3.6	567	4.2

15a. Do you think there should be legal consequences if the police catch an adult: providing alcohol to a youth (6 - 12th grade)?



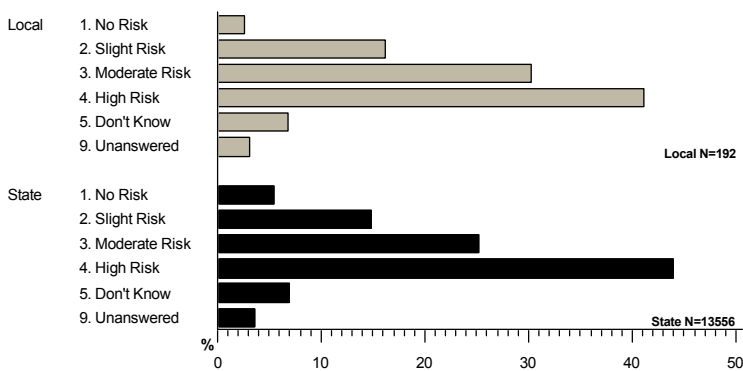
Answer	Local		State	
	Count	%	Count	%
1. Yes	184	95.8	12387	91.4
2. No	1	0.5	285	2.1
3. Don't Know	3	1.6	435	3.2
9. Unanswered	4	2.1	449	3.3

15b. Do you think there should be legal consequences if the police catch an adult: providing marijuana to a youth (6 - 12th grade)?



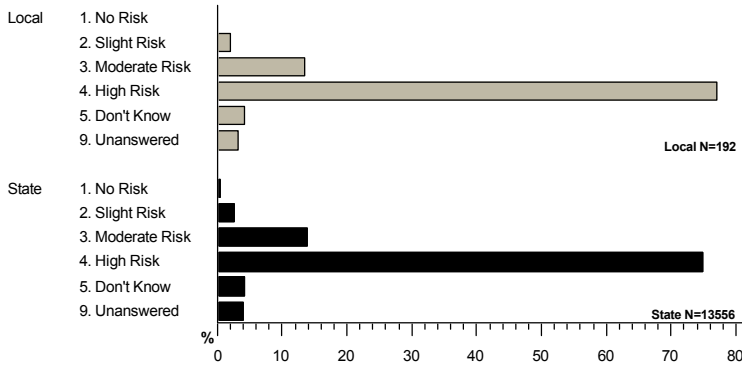
Answer	Local		State	
	Count	%	Count	%
1. Yes	184	95.8	12183	89.9
2. No	2	1.0	355	2.6
3. Don't Know	3	1.6	442	3.3
9. Unanswered	3	1.6	576	4.2

16. How much do you think youth risk harming themselves physically and in other ways when they use marijuana once or twice a week?



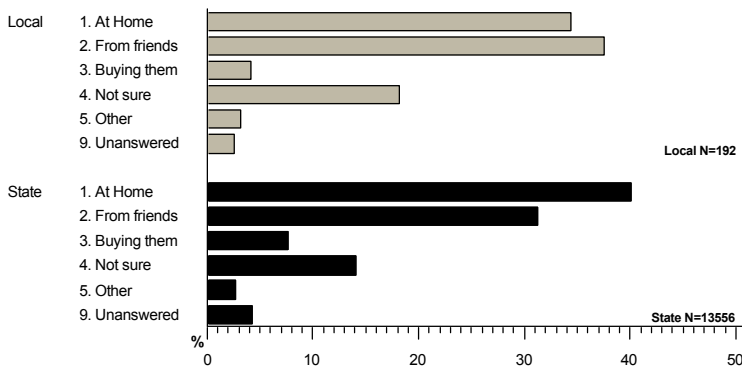
Answer	Local		State	
	Count	%	Count	%
1. No Risk	5	2.6	740	5.5
2. Slight Risk	31	16.1	2007	14.8
3. Moderate Risk	58	30.2	3414	25.2
4. High Risk	79	41.1	5955	43.9
5. Don't Know	13	6.8	946	7.0
9. Unanswered	6	3.1	494	3.6

17. How much do you think youth (6th-12th grade) risk harming themselves if they use medication without a prescription or in a way other than prescribed?



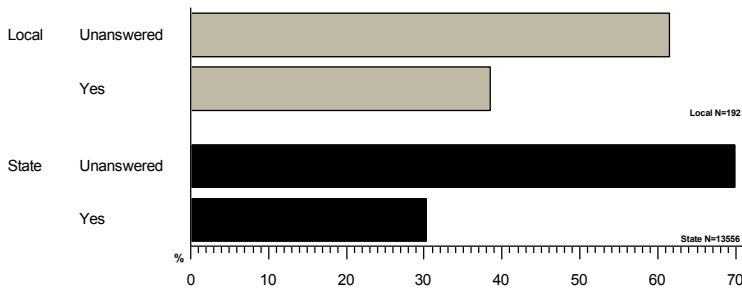
Answer	Local		State	
	Count	%	Count	%
1. No Risk	0	0.0	58	0.4
2. Slight Risk	4	2.1	364	2.7
3. Moderate Risk	26	13.5	1875	13.8
4. High Risk	148	77.1	10138	74.8
5. Don't Know	8	4.2	575	4.2
9. Unanswered	6	3.1	546	4.0

18. Where do you think is youth's primary source of prescription drugs not legitimately prescribed by a doctor?



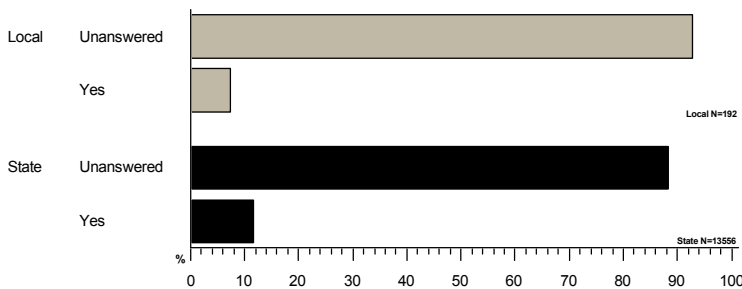
Answer	Local		State	
	Count	%	Count	%
1. At Home	66	34.4	5439	40.1
2. From friends	72	37.5	4228	31.2
3. Buying them	8	4.2	1040	7.7
4. Not sure	35	18.2	1908	14.1
5. Other	6	3.1	359	2.6
9. Unanswered	5	2.6	582	4.3

19a. If you currently have prescription medication at your home, where are those medications usually kept? In the bathroom / medicine cabinet



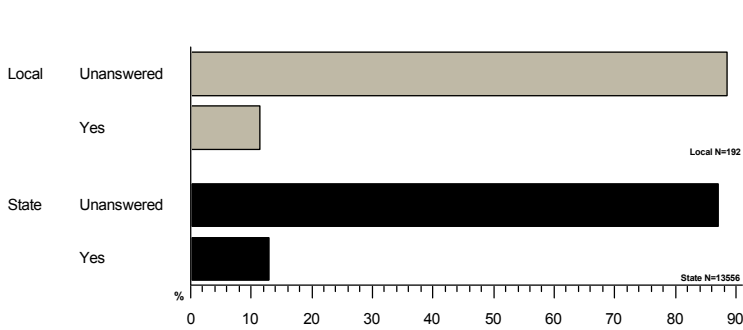
Answer	Local		State	
	Count	%	Count	%
Unanswered	118	61.5	9459	69.8
Yes	74	38.5	4097	30.2

19b. If you currently have prescription medication at your home, where are those medications usually kept? In the bedroom / dresser drawer



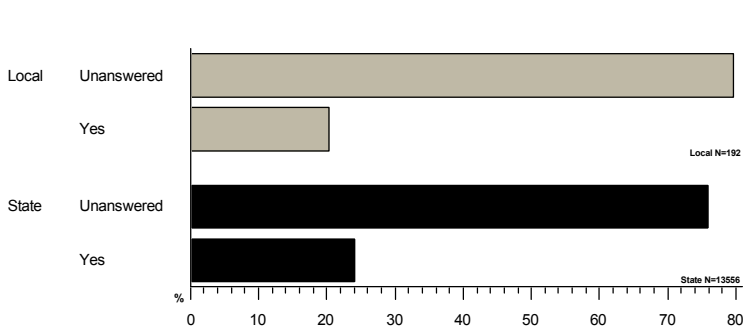
Answer	Local		State	
	Count	%	Count	%
Unanswered	178	92.7	11975	88.3
Yes	14	7.3	1581	11.7

19c. If you currently have prescription medication at your home, where are those medications usually kept? Another room in your home



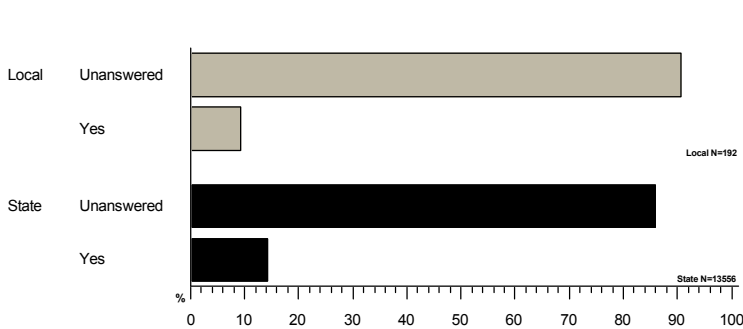
Answer	Local		State	
	Count	%	Count	%
Unanswered	170	88.5	11791	87.0
Yes	22	11.5	1765	13.0

19d. If you currently have prescription medication at your home, where are those medications usually kept? Hidden but not locked up



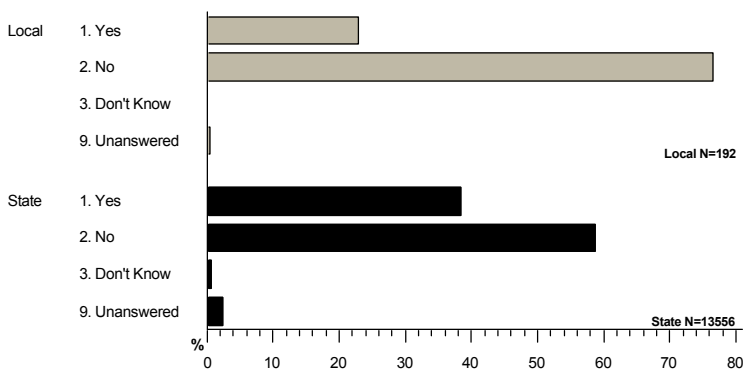
Answer	Local		State	
	Count	%	Count	%
Unanswered	153	79.7	10292	75.9
Yes	39	20.3	3264	24.1

19e. If you currently have prescription medication at your home, where are those medications usually kept? Locked up



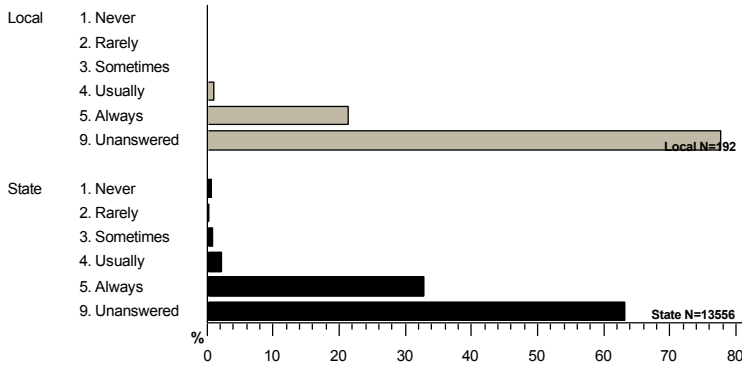
Answer	Local		State	
	Count	%	Count	%
Unanswered	174	90.6	11634	85.8
Yes	18	9.4	1922	14.2

20. Are you a parent or guardian with any children in 6th – 12th grade?



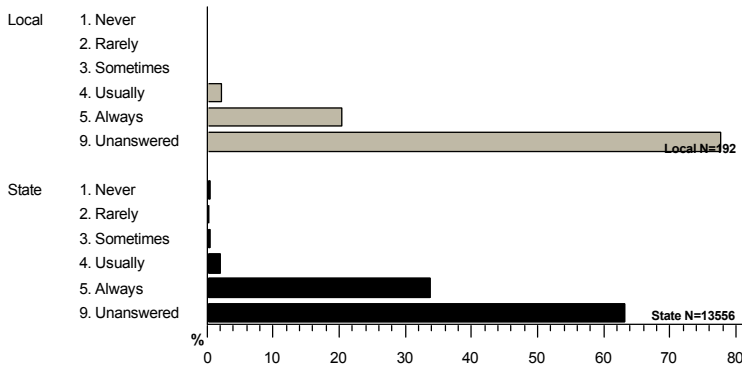
Answer	Local		State	
	Count	%	Count	%
1. Yes	44	22.9	5206	38.4
2. No	147	76.6	7949	58.6
3. Don't Know	0	0.0	92	0.7
9. Unanswered	1	0.5	309	2.3

21a. When your child (6th - 12th grade) goes out in the evening or on the weekend, how often do YOU: Ask who he/she will be with?



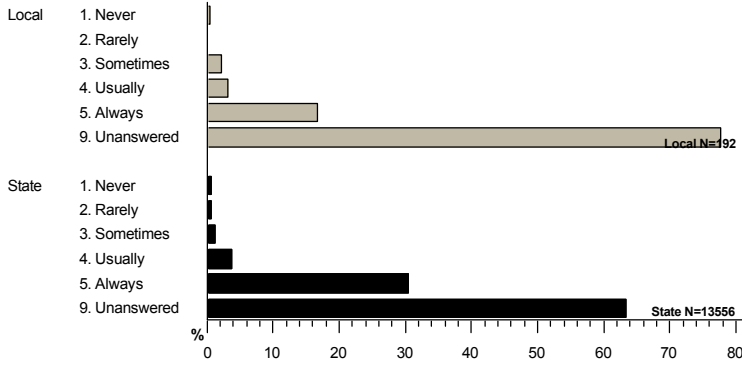
Answer	Local		State	
	Count	%	Count	%
1. Never	0	0.0	88	0.6
2. Rarely	0	0.0	44	0.3
3. Sometimes	0	0.0	113	0.8
4. Usually	2	1.0	304	2.2
5. Always	41	21.4	4454	32.9
9. Unanswered	149	77.6	8553	63.1

21b. When your child (6th - 12th grade) goes out in the evening or on the weekend, how often do YOU: Ask where he/she is going?



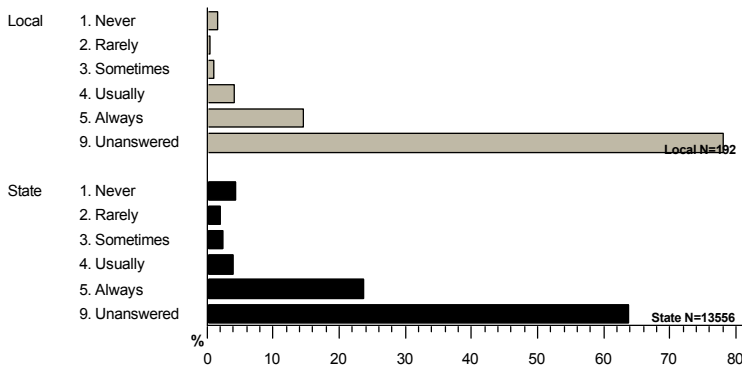
Answer	Local		State	
	Count	%	Count	%
1. Never	0	0.0	49	0.4
2. Rarely	0	0.0	23	0.2
3. Sometimes	0	0.0	59	0.4
4. Usually	4	2.1	268	2.0
5. Always	39	20.3	4584	33.8
9. Unanswered	149	77.6	8573	63.2

21c. When your child (6th - 12th grade) goes out in the evening or on the weekend, how often do YOU: If my child is attending a party, check to see if the party will have adult supervision?



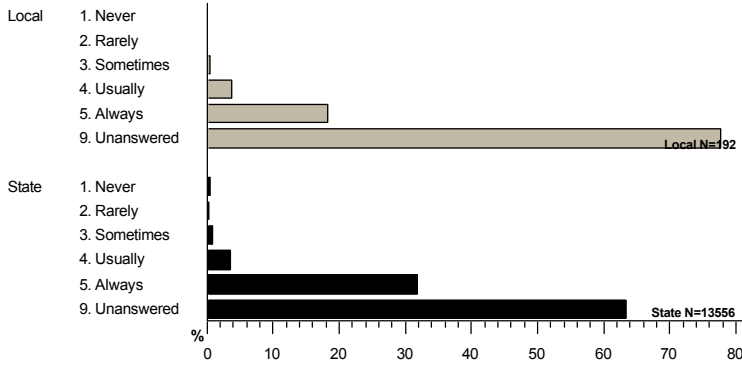
Answer	Local		State	
	Count	%	Count	%
1. Never	1	0.5	85	0.6
2. Rarely	0	0.0	78	0.6
3. Sometimes	4	2.1	169	1.2
4. Usually	6	3.1	511	3.8
5. Always	32	16.7	4121	30.4
9. Unanswered	149	77.6	8592	63.4

21d. When your child (6th - 12th grade) goes out in the evening or on the weekend, how often do YOU: Check to see if your child is under the influence of alcohol or drugs (talk with them, smell breath, and check eyes)?



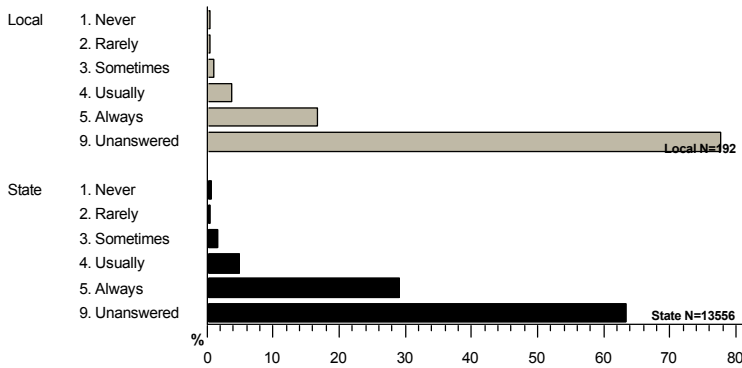
Answer	Local		State	
	Count	%	Count	%
1. Never	3	1.6	576	4.2
2. Rarely	1	0.5	277	2.0
3. Sometimes	2	1.0	310	2.3
4. Usually	8	4.2	544	4.0
5. Always	28	14.6	3219	23.7
9. Unanswered	150	78.1	8630	63.7

21e. When your child (6th - 12th grade) goes out in the evening or on the weekend, how often do YOU: Set a time for your child to be home?



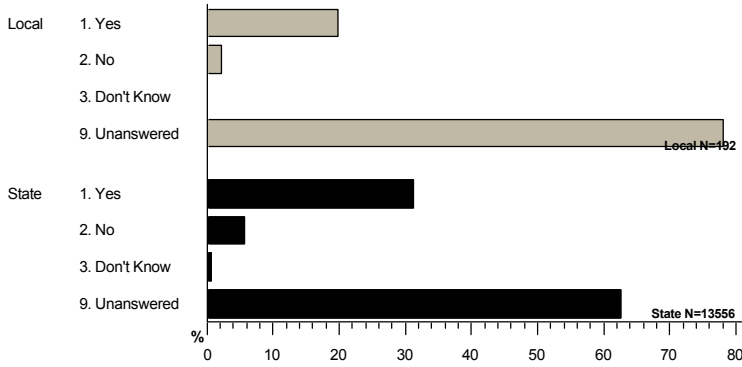
Answer	Local		State	
	Count	%	Count	%
1. Never	0	0.0	57	0.4
2. Rarely	0	0.0	33	0.2
3. Sometimes	1	0.5	110	0.8
4. Usually	7	3.6	468	3.5
5. Always	35	18.2	4303	31.7
9. Unanswered	149	77.6	8585	63.3

21f. When your child (6th - 12th grade) goes out in the evening or on the weekend, how often do YOU: Wait up until your child comes home?



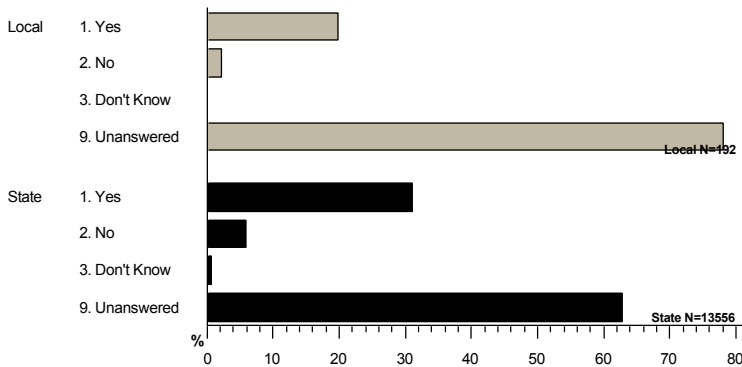
Answer	Local		State	
	Count	%	Count	%
1. Never	1	0.5	83	0.6
2. Rarely	1	0.5	57	0.4
3. Sometimes	2	1.0	223	1.6
4. Usually	7	3.6	655	4.8
5. Always	32	16.7	3938	29.0
9. Unanswered	149	77.6	8600	63.4

22a. Have you talked to your child (6 - 12th grade) in the last 3 months about the risk or harms from underage alcohol use?



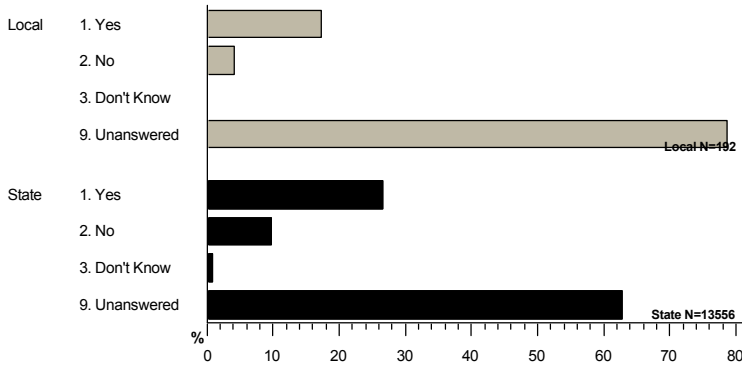
Answer	Local		State	
	Count	%	Count	%
1. Yes	38	19.8	4228	31.2
2. No	4	2.1	771	5.7
3. Don't Know	0	0.0	74	0.5
9. Unanswered	150	78.1	8483	62.6

22b. Have you talked to your child (6 - 12th grade) in the last 3 months about the risk or harms from using marijuana?



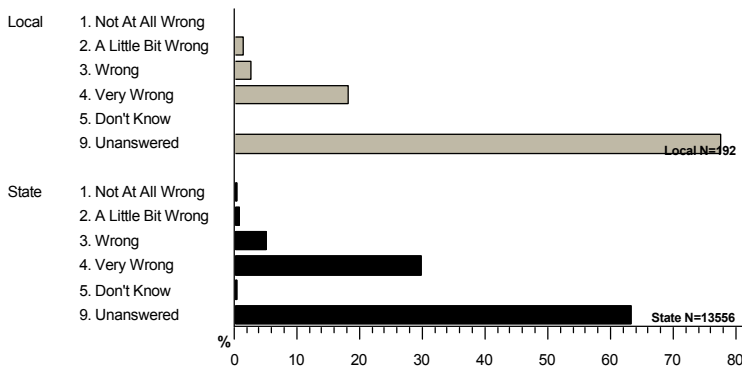
Answer	Local		State	
	Count	%	Count	%
1. Yes	38	19.8	4196	31.0
2. No	4	2.1	784	5.8
3. Don't Know	0	0.0	75	0.6
9. Unanswered	150	78.1	8501	62.7

22c. Have you talked to your child (6 - 12th grade) in the last 3 months about the risk or harms from using medication without a prescription or in the way other than prescribed?



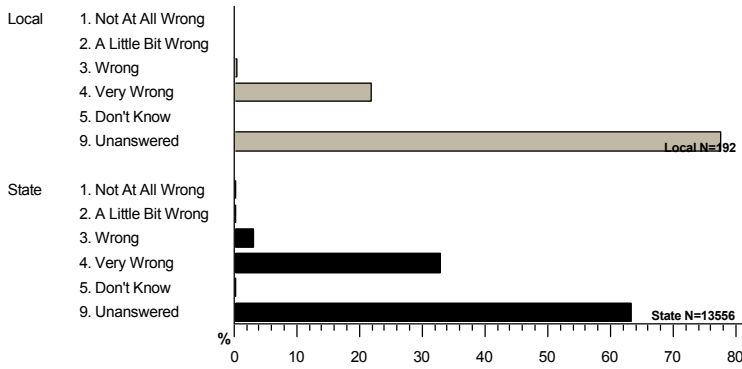
Answer	Local		State	
	Count	%	Count	%
1. Yes	33	17.2	3605	26.6
2. No	8	4.2	1324	9.8
3. Don't Know	0	0.0	108	0.8
9. Unanswered	151	78.6	8519	62.8

23a. How wrong do you think it would be for your child (6th - 12th grade) to use marijuana once or twice a week?



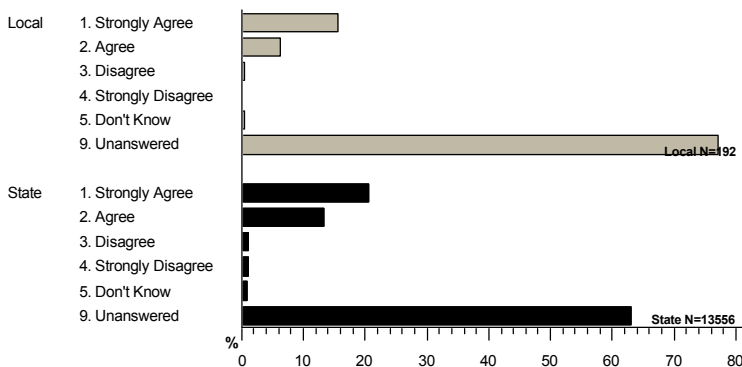
Answer	Local		State	
	Count	%	Count	%
1. Not At All Wrong	0	0.0	70	0.5
2. A Little Bit Wrong	3	1.6	128	0.9
3. Wrong	5	2.6	686	5.1
4. Very Wrong	35	18.2	4044	29.8
5. Don't Know	0	0.0	63	0.5
9. Unanswered	149	77.6	8565	63.2

23b. How wrong do you think it would be for your child (6th - 12th grade) to use medication without a prescription or in a way other than prescribed?



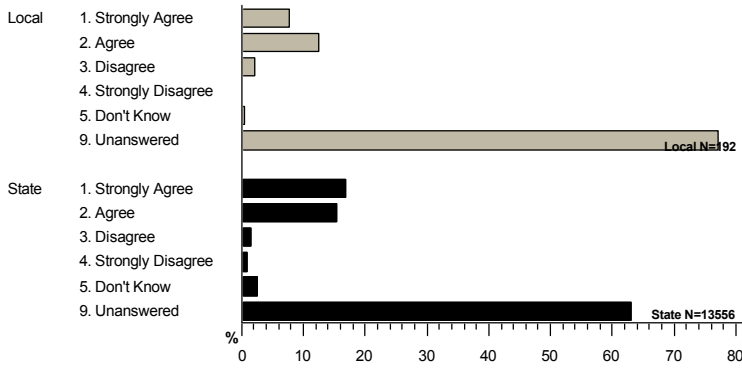
Answer	Local		State	
	Count	%	Count	%
1. Not At All Wrong	0	0.0	37	0.3
2. A Little Bit Wrong	0	0.0	34	0.3
3. Wrong	1	0.5	425	3.1
4. Very Wrong	42	21.9	4454	32.9
5. Don't Know	0	0.0	37	0.3
9. Unanswered	149	77.6	8569	63.2

24a. I know what to say to my child about drugs (alcohol, tobacco, marijuana, and other drugs).



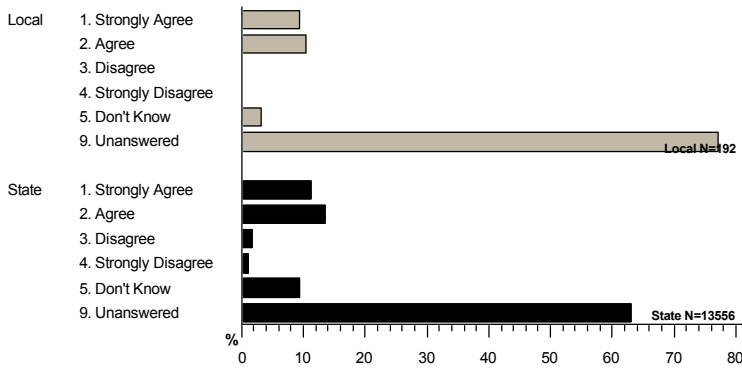
Answer	Local		State	
	Count	%	Count	%
1. Strongly Agree	30	15.6	2795	20.6
2. Agree	12	6.3	1816	13.4
3. Disagree	1	0.5	157	1.2
4. Strongly Disagree	0	0.0	141	1.0
5. Don't Know	1	0.5	111	0.8
9. Unanswered	148	77.1	8536	63.0

24b. What I say will have an influence on whether my child uses drugs (alcohol, tobacco, marijuana, and other drugs).



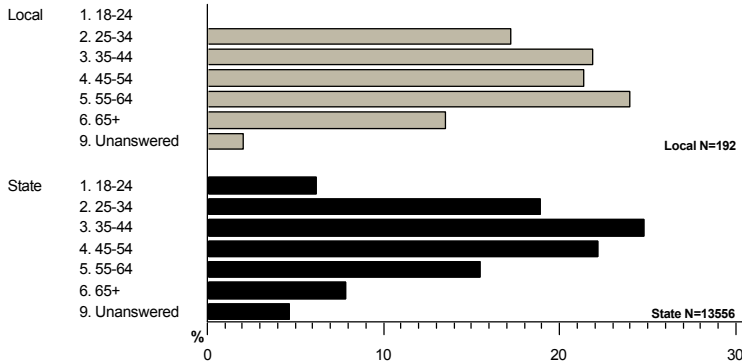
Answer	Local		State	
	Count	%	Count	%
1. Strongly Agree	15	7.8	2282	16.8
2. Agree	24	12.5	2072	15.3
3. Disagree	4	2.1	204	1.5
4. Strongly Disagree	0	0.0	115	0.8
5. Don't Know	1	0.5	339	2.5
9. Unanswered	148	77.1	8544	63.0

24c. There are places in my community where I can learn more about how to help to prevent my child from using drugs (alcohol, tobacco, marijuana, and other drugs).



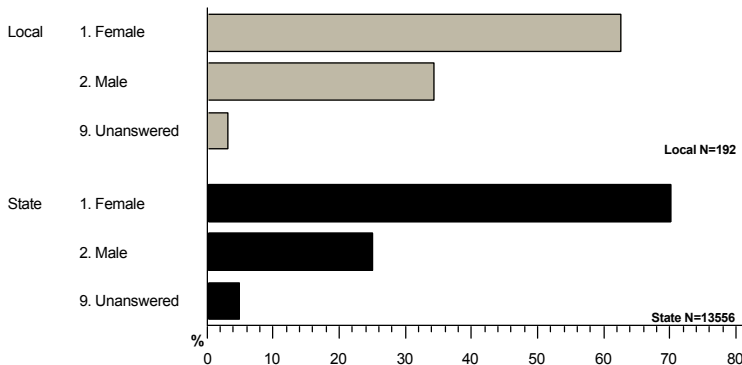
Answer	Local		State	
	Count	%	Count	%
1. Strongly Agree	18	9.4	1510	11.1
2. Agree	20	10.4	1846	13.6
3. Disagree	0	0.0	228	1.7
4. Strongly Disagree	0	0.0	150	1.1
5. Don't Know	6	3.1	1271	9.4
9. Unanswered	148	77.1	8551	63.1

25. What is your age?



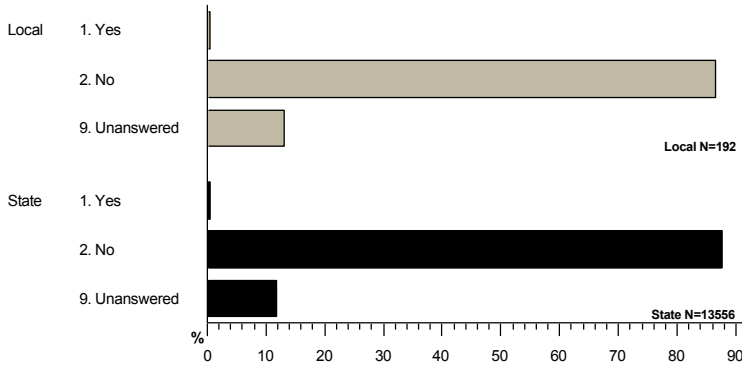
Answer	Local		State	
	Count	%	Count	%
1. 18-24	0	0.0	834	6.2
2. 25-34	33	17.2	2561	18.9
3. 35-44	42	21.9	3360	24.8
4. 45-54	41	21.4	3008	22.2
5. 55-64	46	24.0	2096	15.5
6. 65+	26	13.5	1064	7.8
9. Unanswered	4	2.1	633	4.7

26. What is your gender?



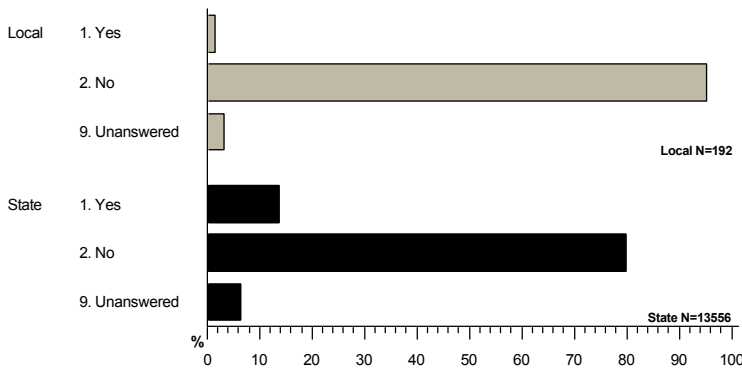
Answer	Local		State	
	Count	%	Count	%
1. Female	120	62.5	9516	70.2
2. Male	66	34.4	3387	25.0
9. Unanswered	6	3.1	653	4.8

27. Are you transgender?



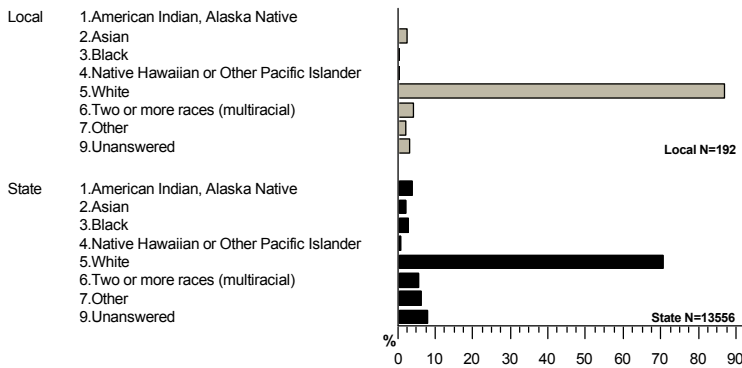
Answer	Local		State	
	Count	%	Count	%
1. Yes	1	0.5	55	0.4
2. No	166	86.5	11888	87.7
9. Unanswered	25	13.0	1613	11.9

28. Are you of Hispanic Latino/Latina or Spanish origin?



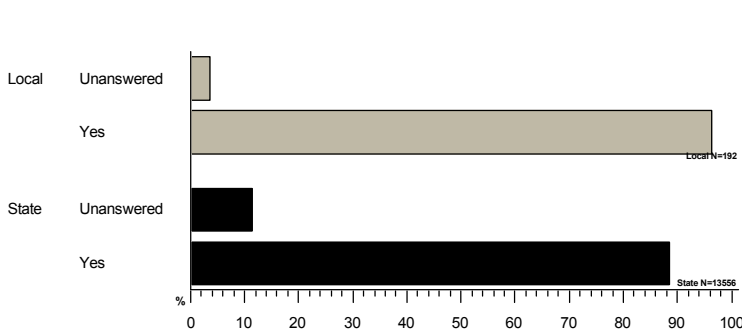
Answer	Local		State	
	Count	%	Count	%
1. Yes	3	1.6	1858	13.7
2. No	183	95.3	10834	79.9
9. Unanswered	6	3.1	864	6.4

29. What is your race?



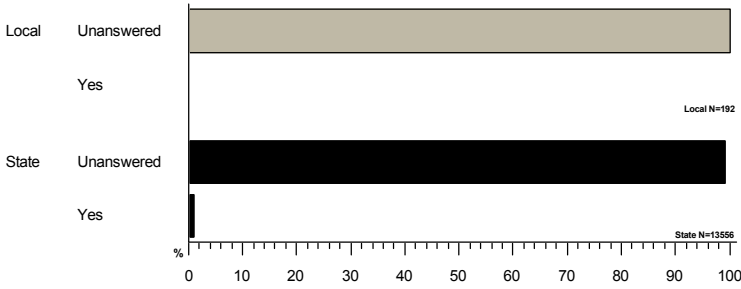
Answer	Local		State	
	Count	%	Count	%
1. American Indian, Alaska Native	0	0.0	515	3.8
2. Asian	5	2.6	284	2.1
3. Black	1	0.5	412	3.0
4. Native Hawaiian or Other Pacific Islander	1	0.5	104	0.8
5. White	167	87.0	9548	70.4
6. Two or more races (multiracial)	8	4.2	747	5.5
7. Other	4	2.1	847	6.2
9. Unanswered	6	3.1	1099	8.1

30a. What languages are spoken in your home? English



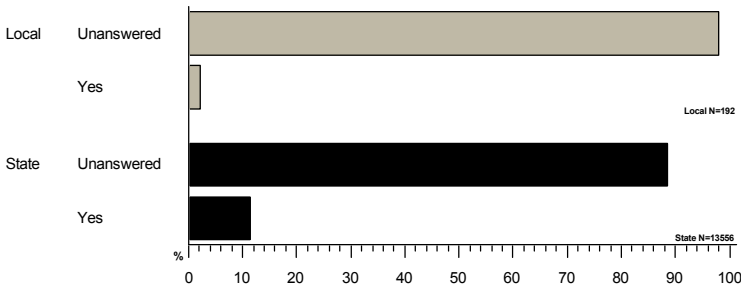
Answer	Local		State	
	Count	%	Count	%
Unanswered	7	3.6	1561	11.5
Yes	185	96.4	11995	88.5

30b. What languages are spoken in your home? Cambodian



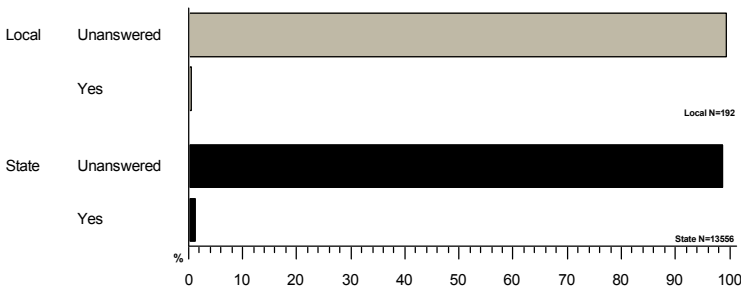
Answer	Local		State	
	Count	%	Count	%
Unanswered	192	100.0	13436	99.1
Yes	0	0.0	120	0.9

30c. What languages are spoken in your home? Spanish



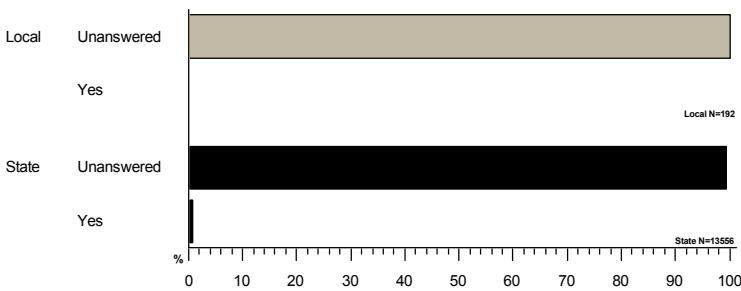
Answer	Local		State	
	Count	%	Count	%
Unanswered	188	97.9	12004	88.6
Yes	4	2.1	1552	11.4

30d. What languages are spoken in your home? Russian



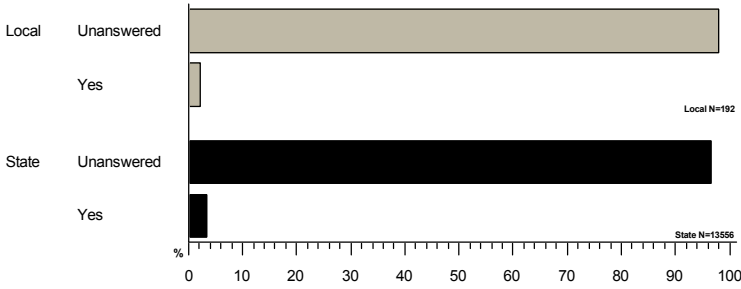
Answer	Local		State	
	Count	%	Count	%
Unanswered	191	99.5	13388	98.8
Yes	1	0.5	168	1.2

30e. What languages are spoken in your home? Somali



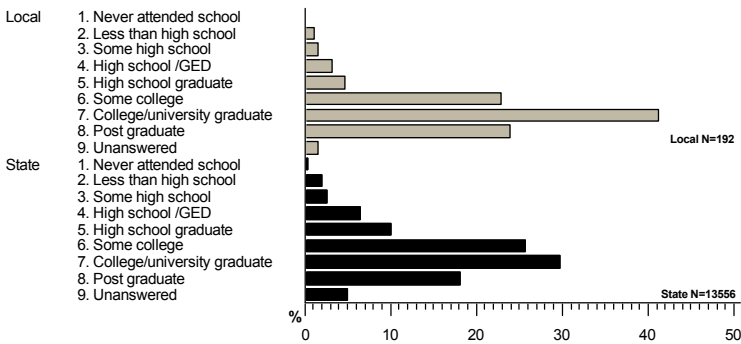
Answer	Local		State	
	Count	%	Count	%
Unanswered	192	100.0	13468	99.4
Yes	0	0.0	88	0.6

30f. What languages are spoken in your home? Other



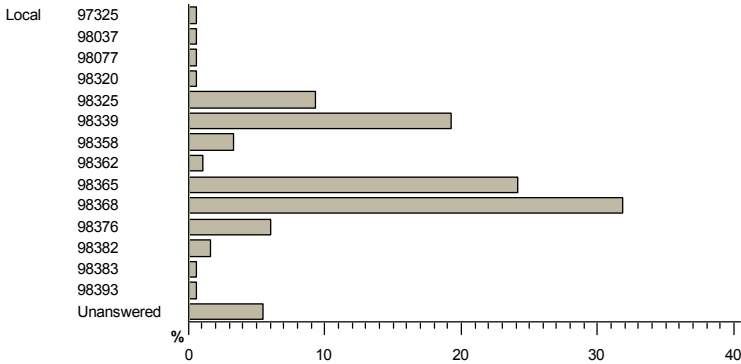
Answer	Local		State	
	Count	%	Count	%
Unanswered	188	97.9	13092	96.6
Yes	4	2.1	464	3.4

31. What is the highest grade or year of school you completed?



Answer	Local		State	
	Count	%	Count	%
1. Never attended school	0	0.0	54	0.4
2. Less than high school	2	1.0	260	1.9
3. Some high school	3	1.6	348	2.6
4. High school /GED	6	3.1	879	6.5
5. High school graduate	9	4.7	1352	10.0
6. Some college	44	22.9	3486	25.7
7. College/university graduate	79	41.1	4032	29.7
8. Post graduate	46	24.0	2461	18.2
9. Unanswered	3	1.6	684	5.0

32. What is your zip code where you live most of the time?



	97325	98037	98077	98320	98325	98339	98358	98362	98365
Local	1	1	1	1	17	35	6	2	44

	98368	98376	98382	98383	98393	Unanswered
Local	58	11	3	1	1	10