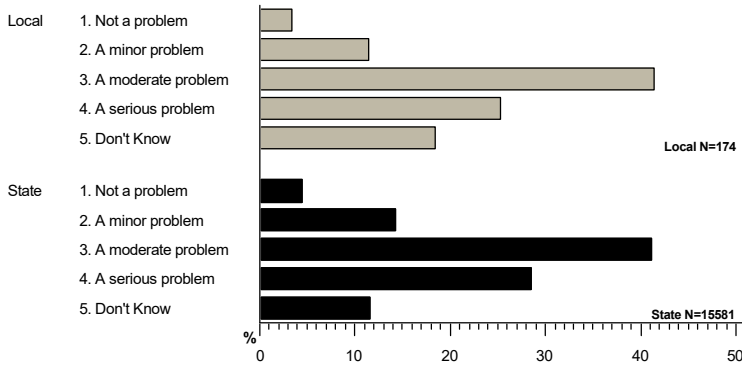


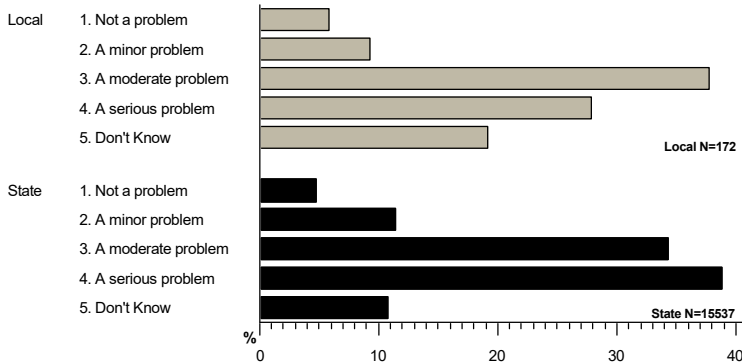
2021 Chimacum CPWI Community Survey Results
175 responses collected between 08/25/2021 and 12/14/2021

01a. How much of a problem do you think each of the following is among youth (6 – 12th grade) in your community? Alcohol use



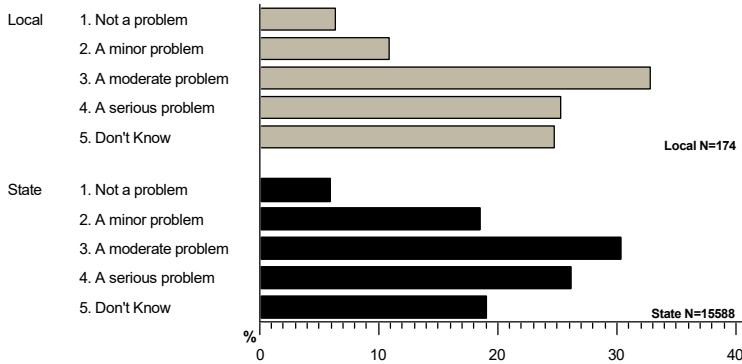
| Answer | Local | | State | |
|-----------------------|-------|------|-------|------|
| | Count | % | Count | % |
| 1. Not a problem | 6 | 3.4 | 698 | 4.5 |
| 2. A minor problem | 20 | 11.5 | 2219 | 14.2 |
| 3. A moderate problem | 72 | 41.4 | 6416 | 41.2 |
| 4. A serious problem | 44 | 25.3 | 4440 | 28.5 |
| 5. Don't Know | 32 | 18.4 | 1808 | 11.6 |

01b. How much of a problem do you think each of the following is among youth (6 – 12th grade) in your community? Marijuana or hashish use (weed, hash, pot)



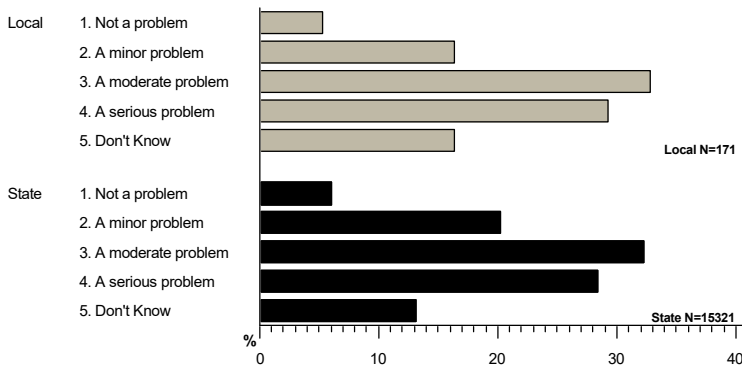
| Answer | Local | | State | |
|-----------------------|-------|------|-------|------|
| | Count | % | Count | % |
| 1. Not a problem | 10 | 5.8 | 736 | 4.7 |
| 2. A minor problem | 16 | 9.3 | 1773 | 11.4 |
| 3. A moderate problem | 65 | 37.8 | 5330 | 34.3 |
| 4. A serious problem | 48 | 27.9 | 6027 | 38.8 |
| 5. Don't Know | 33 | 19.2 | 1671 | 10.8 |

01c. How much of a problem do you think each of the following is among youth (6 – 12th grade) in your community? Prescription drug misuse (using medication without a prescription or in a way other than prescribed)



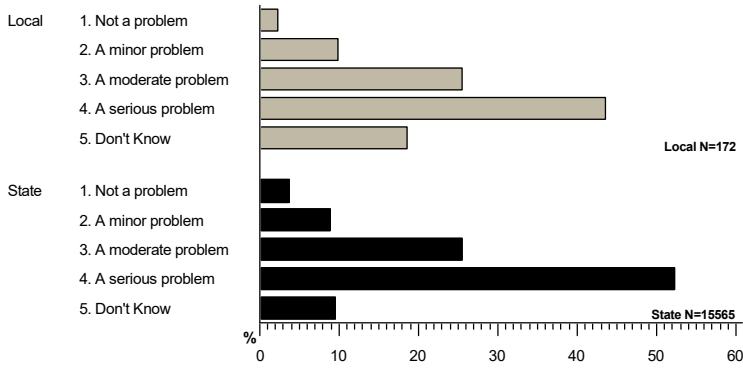
| Answer | Local | | State | |
|-----------------------|-------|------|-------|------|
| | Count | % | Count | % |
| 1. Not a problem | 11 | 6.3 | 932 | 6.0 |
| 2. A minor problem | 19 | 10.9 | 2881 | 18.5 |
| 3. A moderate problem | 57 | 32.8 | 4724 | 30.3 |
| 4. A serious problem | 44 | 25.3 | 4081 | 26.2 |
| 5. Don't Know | 43 | 24.7 | 2970 | 19.1 |

01e. How much of a problem do you think each of the following is among youth (6 – 12th grade) in your community? Driving under the influence of alcohol



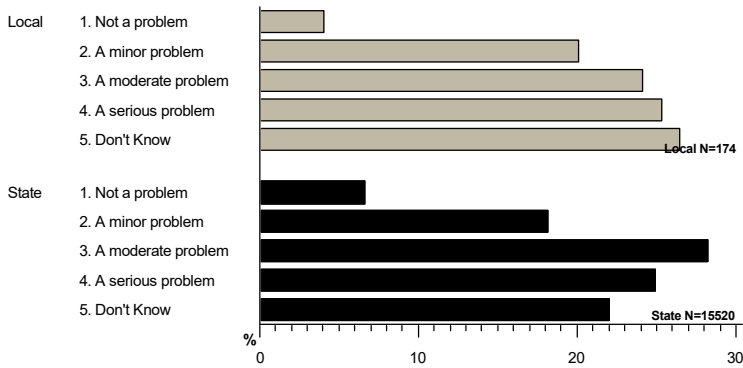
| Answer | Local | | State | |
|-----------------------|-------|------|-------|------|
| | Count | % | Count | % |
| 1. Not a problem | 9 | 5.3 | 934 | 6.1 |
| 2. A minor problem | 28 | 16.4 | 3094 | 20.2 |
| 3. A moderate problem | 56 | 32.7 | 4943 | 32.3 |
| 4. A serious problem | 50 | 29.2 | 4343 | 28.3 |
| 5. Don't Know | 28 | 16.4 | 2007 | 13.1 |

01f. How much of a problem do you think each of the following is among youth (6 – 12th grade) in your community? Tobacco



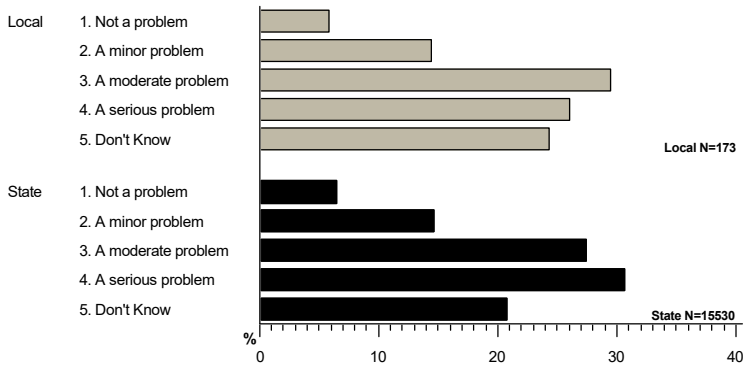
| Answer | Local | | State | |
|-----------------------|-------|------|-------|------|
| | Count | % | Count | % |
| 1. Not a problem | 4 | 2.3 | 586 | 3.8 |
| 2. A minor problem | 17 | 9.9 | 1380 | 8.9 |
| 3. A moderate problem | 44 | 25.6 | 3980 | 25.6 |
| 4. A serious problem | 75 | 43.6 | 8134 | 52.3 |
| 5. Don't Know | 32 | 18.6 | 1485 | 9.5 |

01g. How much of a problem do you think each of the following is among youth (6 – 12th grade) in your community? Depression



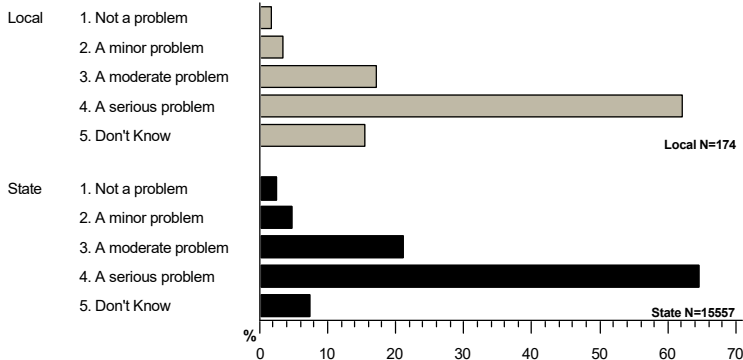
| Answer | Local | | State | |
|-----------------------|-------|------|-------|------|
| | Count | % | Count | % |
| 1. Not a problem | 7 | 4.0 | 1034 | 6.7 |
| 2. A minor problem | 35 | 20.1 | 2817 | 18.2 |
| 3. A moderate problem | 42 | 24.1 | 4383 | 28.2 |
| 4. A serious problem | 44 | 25.3 | 3868 | 24.9 |
| 5. Don't Know | 46 | 26.4 | 3418 | 22.0 |

01h. How much of a problem do you think each of the following is among youth (6 – 12th grade) in your community? Suicide



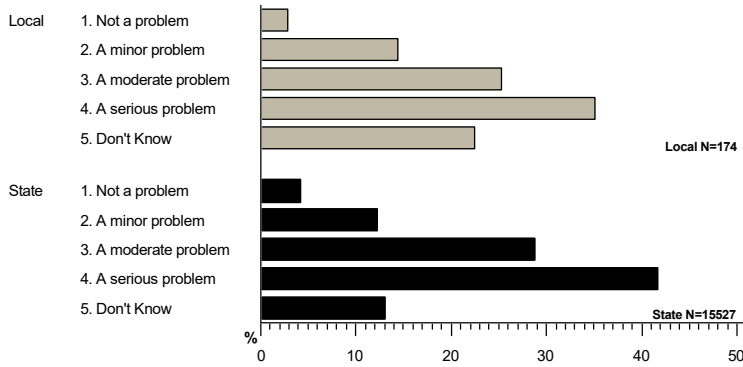
| Answer | Local | | State | |
|-----------------------|-------|------|-------|------|
| | Count | % | Count | % |
| 1. Not a problem | 10 | 5.8 | 1007 | 6.5 |
| 2. A minor problem | 25 | 14.5 | 2274 | 14.6 |
| 3. A moderate problem | 51 | 29.5 | 4260 | 27.4 |
| 4. A serious problem | 45 | 26.0 | 4758 | 30.6 |
| 5. Don't Know | 42 | 24.3 | 3231 | 20.8 |

01i. How much of a problem do you think each of the following is among youth (6 – 12th grade) in your community? E-cigarettes or other electronic vapor products¹



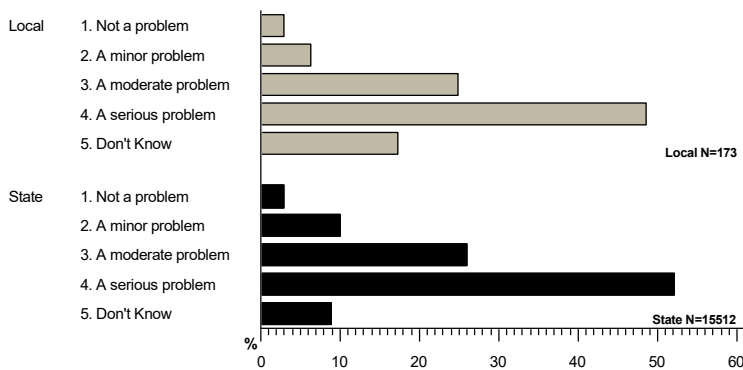
| Answer | Local | | State | |
|-----------------------|-------|------|-------|------|
| | Count | % | Count | % |
| 1. Not a problem | 3 | 1.7 | 381 | 2.4 |
| 2. A minor problem | 6 | 3.4 | 729 | 4.7 |
| 3. A moderate problem | 30 | 17.2 | 3277 | 21.1 |
| 4. A serious problem | 108 | 62.1 | 10027 | 64.5 |
| 5. Don't Know | 27 | 15.5 | 1143 | 7.3 |

01j. How much of a problem do you think each of the following is among youth (6 – 12th grade) in your community? Driving under the influence of marijuana



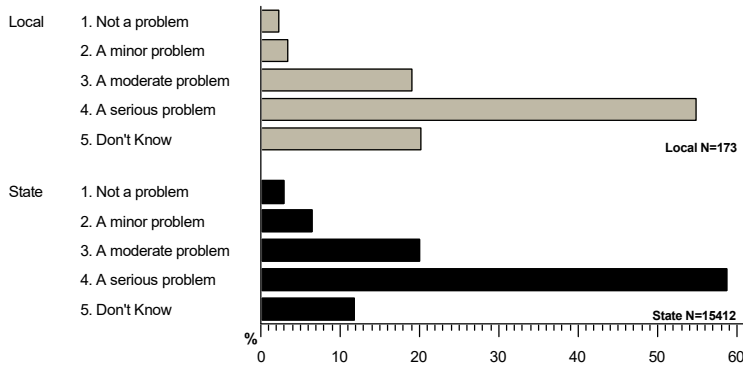
| Answer | Local | | State | |
|-----------------------|-------|------|-------|------|
| | Count | % | Count | % |
| 1. Not a problem | 5 | 2.9 | 659 | 4.2 |
| 2. A minor problem | 25 | 14.4 | 1903 | 12.3 |
| 3. A moderate problem | 44 | 25.3 | 4465 | 28.8 |
| 4. A serious problem | 61 | 35.1 | 6475 | 41.7 |
| 5. Don't Know | 39 | 22.4 | 2025 | 13.0 |

01k. How much of a problem do you think each of the following is among youth (6 – 12th grade) in your community? Bullying'



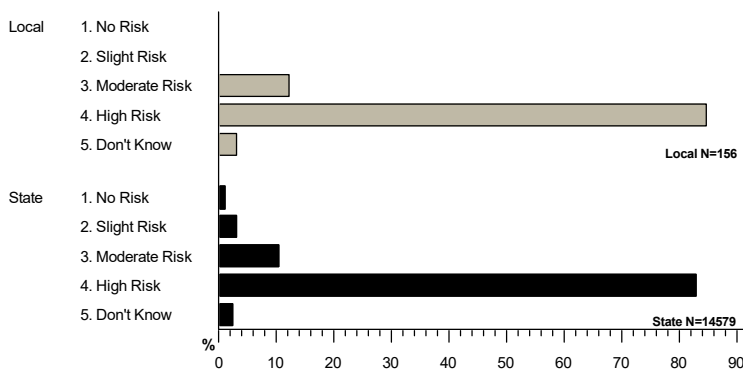
| Answer | Local | | State | |
|-----------------------|-------|------|-------|------|
| | Count | % | Count | % |
| 1. Not a problem | 5 | 2.9 | 464 | 3.0 |
| 2. A minor problem | 11 | 6.4 | 1557 | 10.0 |
| 3. A moderate problem | 43 | 24.9 | 4029 | 26.0 |
| 4. A serious problem | 84 | 48.6 | 8088 | 52.1 |
| 5. Don't Know | 30 | 17.3 | 1374 | 8.9 |

01l. How much of a problem do you think each of the following is among youth (6 – 12th grade) in your community? Bullying on social media'



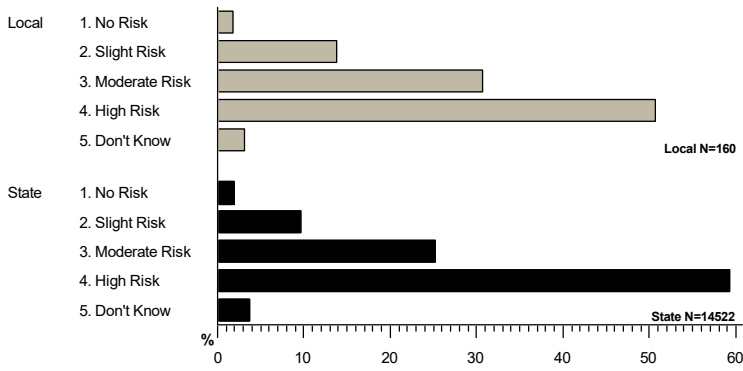
| Answer | Local | | State | |
|-----------------------|-------|------|-------|------|
| | Count | % | Count | % |
| 1. Not a problem | 4 | 2.3 | 464 | 3.0 |
| 2. A minor problem | 6 | 3.5 | 1004 | 6.5 |
| 3. A moderate problem | 33 | 19.1 | 3096 | 20.1 |
| 4. A serious problem | 95 | 54.9 | 9036 | 58.6 |
| 5. Don't Know | 35 | 20.2 | 1812 | 11.8 |

2a. How much do you think people risk harming themselves and others when they drive under the influence of alcohol?



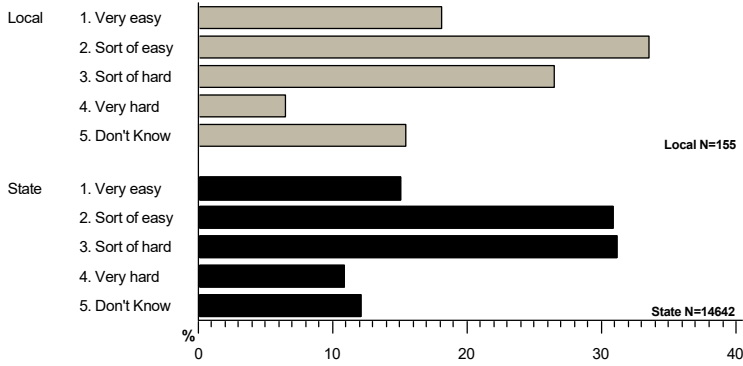
| Answer | Local | | State | |
|------------------|-------|------|-------|------|
| | Count | % | Count | % |
| 1. No Risk | 0 | 0.0 | 168 | 1.2 |
| 2. Slight Risk | 0 | 0.0 | 449 | 3.1 |
| 3. Moderate Risk | 19 | 12.2 | 1517 | 10.4 |
| 4. High Risk | 132 | 84.6 | 12076 | 82.8 |
| 5. Don't Know | 5 | 3.2 | 369 | 2.5 |

2b. How much do you think people risk harming themselves and others when they drive under the influence of marijuana?



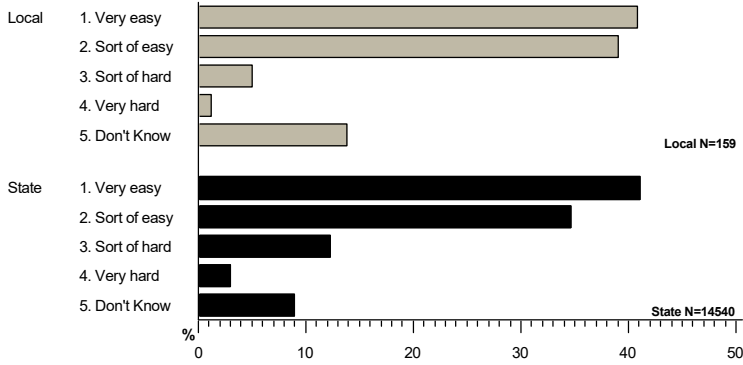
| Answer | Local | | State | |
|------------------|-------|------|-------|------|
| | Count | % | Count | % |
| 1. No Risk | 3 | 1.9 | 291 | 2.0 |
| 2. Slight Risk | 22 | 13.8 | 1409 | 9.7 |
| 3. Moderate Risk | 49 | 30.6 | 3670 | 25.3 |
| 4. High Risk | 81 | 50.6 | 8600 | 59.2 |
| 5. Don't Know | 5 | 3.1 | 552 | 3.8 |

3a1. If a youth (6th - 12th grade) wanted to get some alcohol, how easy would it be for them to get some? Middle School youth (6th-8th grade)'



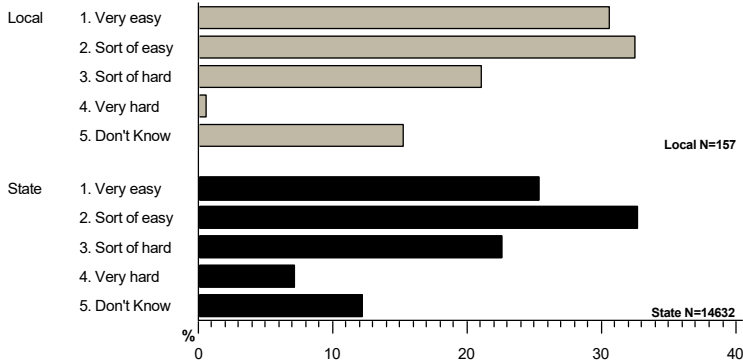
| Answer | Local | | State | |
|-----------------|-------|------|-------|------|
| | Count | % | Count | % |
| 1. Very easy | 28 | 18.1 | 2200 | 15.0 |
| 2. Sort of easy | 52 | 33.5 | 4517 | 30.8 |
| 3. Sort of hard | 41 | 26.5 | 4566 | 31.2 |
| 4. Very hard | 10 | 6.5 | 1588 | 10.8 |
| 5. Don't Know | 24 | 15.5 | 1771 | 12.1 |

3a2. If a youth (6th - 12th grade) wanted to get some alcohol, how easy would it be for them to get some? High School youth (9th-12th grade)'



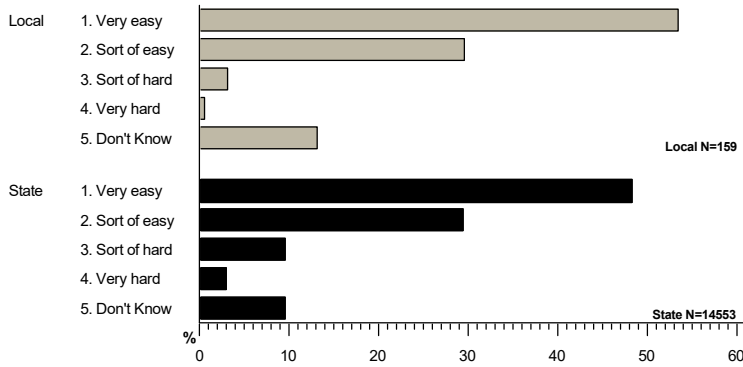
| Answer | Local | | State | |
|-----------------|-------|------|-------|------|
| | Count | % | Count | % |
| 1. Very easy | 65 | 40.9 | 5967 | 41.0 |
| 2. Sort of easy | 62 | 39.0 | 5045 | 34.7 |
| 3. Sort of hard | 8 | 5.0 | 1785 | 12.3 |
| 4. Very hard | 2 | 1.3 | 444 | 3.1 |
| 5. Don't Know | 22 | 13.8 | 1299 | 8.9 |

3b1. If a youth (6th - 12th grade) wanted to get some marijuana, how easy would it be for them to get some? Middle School youth (6th-8th grade)'



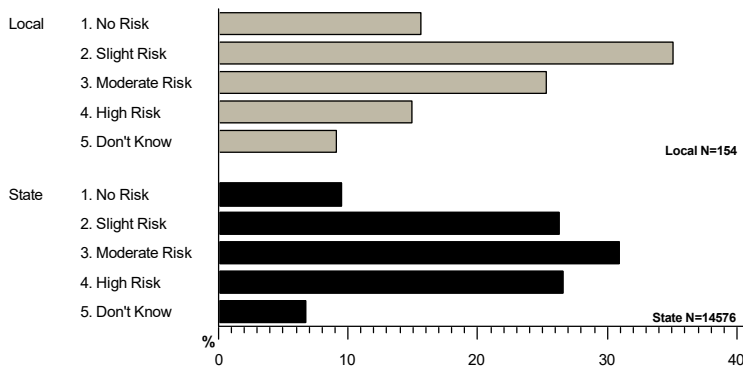
| Answer | Local | | State | |
|-----------------|-------|------|-------|------|
| | Count | % | Count | % |
| 1. Very easy | 48 | 30.6 | 3711 | 25.4 |
| 2. Sort of easy | 51 | 32.5 | 4779 | 32.7 |
| 3. Sort of hard | 33 | 21.0 | 3307 | 22.6 |
| 4. Very hard | 1 | 0.6 | 1049 | 7.2 |
| 5. Don't Know | 24 | 15.3 | 1786 | 12.2 |

3b2. If a youth (6th - 12th grade) wanted to get some marijuana, how easy would it be for them to get some? High School youth (9th-12th grade)'



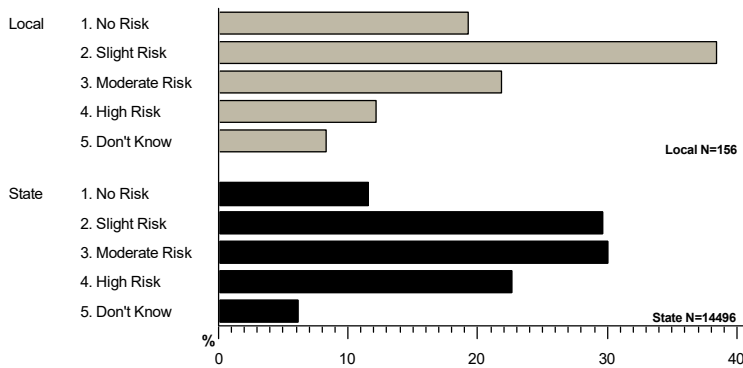
| Answer | Local | | State | |
|-----------------|-------|------|-------|------|
| | Count | % | Count | % |
| 1. Very easy | 85 | 53.5 | 7024 | 48.3 |
| 2. Sort of easy | 47 | 29.6 | 4290 | 29.5 |
| 3. Sort of hard | 5 | 3.1 | 1393 | 9.6 |
| 4. Very hard | 1 | 0.6 | 441 | 3.0 |
| 5. Don't Know | 21 | 13.2 | 1405 | 9.7 |

4a1. How much do you think youth (6th-12th grade) risk harming themselves if they try marijuana once or twice? Middle School youth (6th-8th grade)'



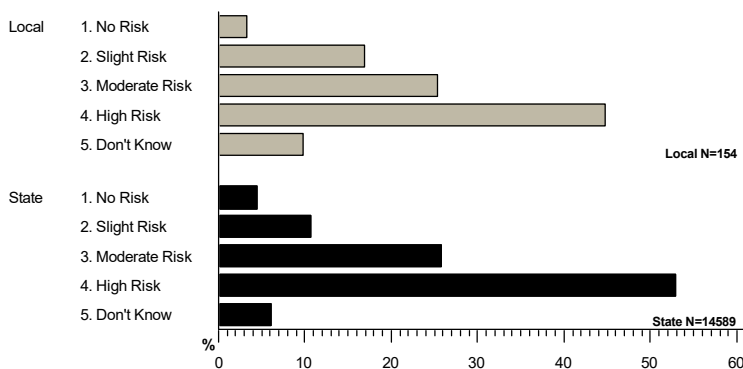
| Answer | Local | | State | |
|------------------|-------|------|-------|------|
| | Count | % | Count | % |
| 1. No Risk | 24 | 15.6 | 1387 | 9.5 |
| 2. Slight Risk | 54 | 35.1 | 3830 | 26.3 |
| 3. Moderate Risk | 39 | 25.3 | 4506 | 30.9 |
| 4. High Risk | 23 | 14.9 | 3874 | 26.6 |
| 5. Don't Know | 14 | 9.1 | 979 | 6.7 |

4a2. How much do you think youth (6th-12th grade) risk harming themselves if they try marijuana once or twice? High School youth (9th-12th grade)'



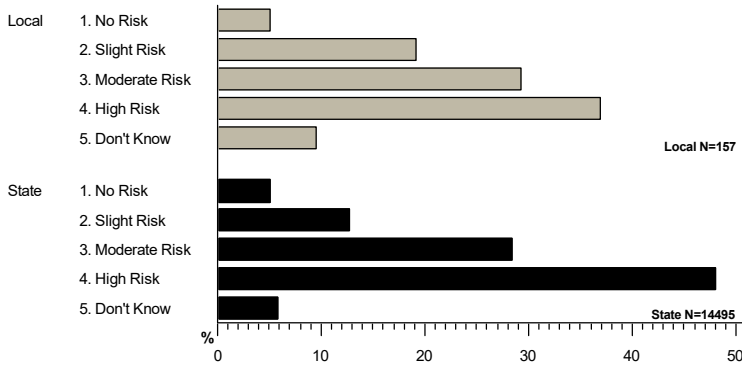
| Answer | Local | | State | |
|------------------|-------|------|-------|------|
| | Count | % | Count | % |
| 1. No Risk | 30 | 19.2 | 1679 | 11.6 |
| 2. Slight Risk | 60 | 38.5 | 4289 | 29.6 |
| 3. Moderate Risk | 34 | 21.8 | 4358 | 30.1 |
| 4. High Risk | 19 | 12.2 | 3280 | 22.6 |
| 5. Don't Know | 13 | 8.3 | 890 | 6.1 |

4b1. How much do you think youth (6th-12th grade) risk harming themselves if they try marijuana regularly (once or twice a week)? Middle School youth (6th-8th grade)'



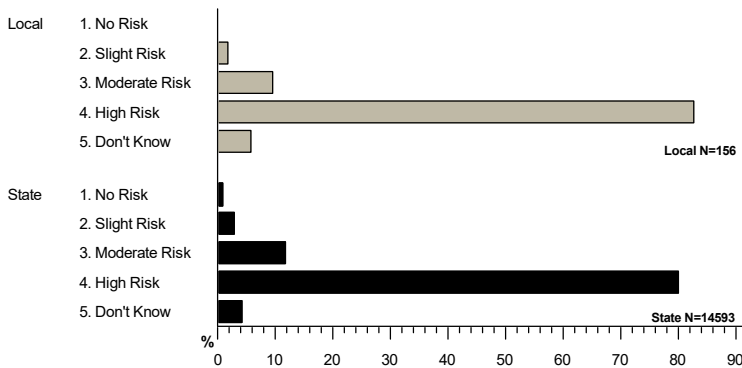
| Answer | Local | | State | |
|------------------|-------|------|-------|------|
| | Count | % | Count | % |
| 1. No Risk | 5 | 3.2 | 652 | 4.5 |
| 2. Slight Risk | 26 | 16.9 | 1568 | 10.7 |
| 3. Moderate Risk | 39 | 25.3 | 3763 | 25.8 |
| 4. High Risk | 69 | 44.8 | 7719 | 52.9 |
| 5. Don't Know | 15 | 9.7 | 887 | 6.1 |

4b2. How much do you think youth (6th-12th grade) risk harming themselves if they try marijuana regularly (once or twice a week)? High School youth (9th-12th grade)'



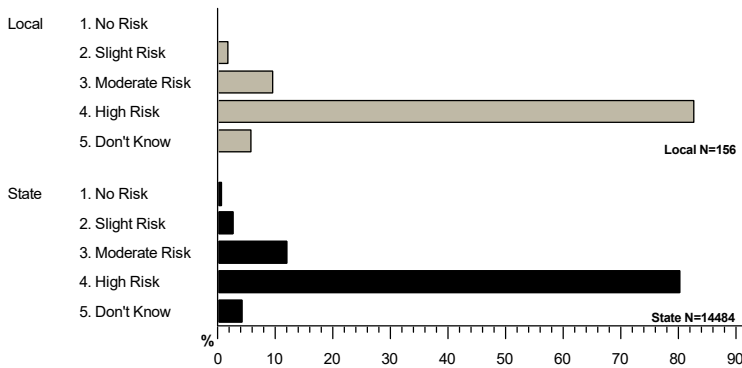
| Answer | Local | | State | |
|------------------|-------|------|-------|------|
| | Count | % | Count | % |
| 1. No Risk | 8 | 5.1 | 729 | 5.0 |
| 2. Slight Risk | 30 | 19.1 | 1839 | 12.7 |
| 3. Moderate Risk | 46 | 29.3 | 4122 | 28.4 |
| 4. High Risk | 58 | 36.9 | 6965 | 48.1 |
| 5. Don't Know | 15 | 9.6 | 840 | 5.8 |

4c1. How much do you think youth (6th-12th grade) risk harming themselves if they use prescription drugs that are not prescribed to them? Middle School youth (6th-8th grade)'



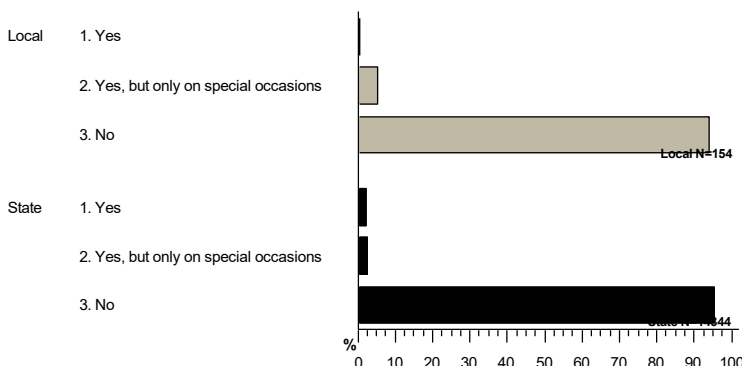
| Answer | Local | | State | |
|------------------|-------|------|-------|------|
| | Count | % | Count | % |
| 1. No Risk | 0 | 0.0 | 132 | 0.9 |
| 2. Slight Risk | 3 | 1.9 | 438 | 3.0 |
| 3. Moderate Risk | 15 | 9.6 | 1737 | 11.9 |
| 4. High Risk | 129 | 82.7 | 11665 | 79.9 |
| 5. Don't Know | 9 | 5.8 | 621 | 4.3 |

4c2. How much do you think youth (6th-12th grade) risk harming themselves if they use prescription drugs that are not prescribed to them? High School youth (9th-12th grade)'



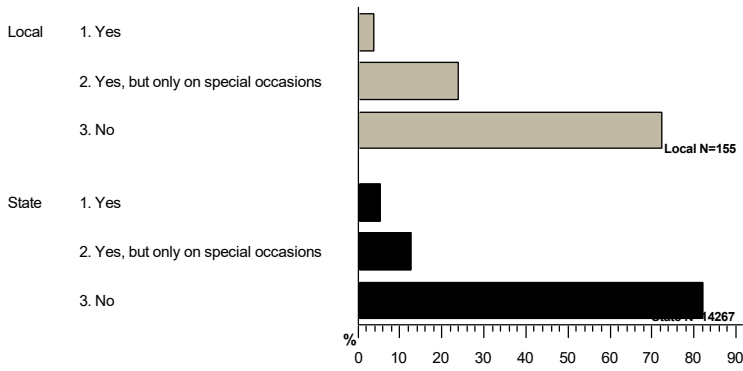
| Answer | Local | | State | |
|------------------|-------|------|-------|------|
| | Count | % | Count | % |
| 1. No Risk | 0 | 0.0 | 114 | 0.8 |
| 2. Slight Risk | 3 | 1.9 | 393 | 2.7 |
| 3. Moderate Risk | 15 | 9.6 | 1759 | 12.1 |
| 4. High Risk | 129 | 82.7 | 11613 | 80.2 |
| 5. Don't Know | 9 | 5.8 | 605 | 4.2 |

5a1. Do you think it is OK for youth to drink at parties if they don't get drunk? Middle School youth (6th-8th grade)'



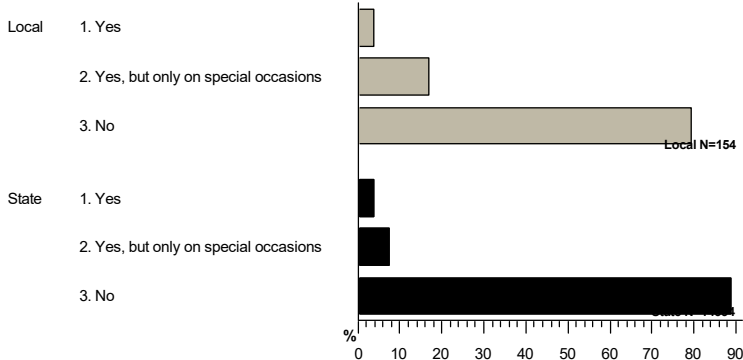
| Answer | Local | | State | |
|---------------------------------------|-------|------|-------|------|
| | Count | % | Count | % |
| 1. Yes | 1 | 0.6 | 305 | 2.1 |
| 2. Yes, but only on special occasions | 8 | 5.2 | 376 | 2.6 |
| 3. No | 145 | 94.2 | 13663 | 95.3 |

5a2. Do you think it is OK for youth to drink at parties if they don't get drunk? High School youth (9th-12th grade)'



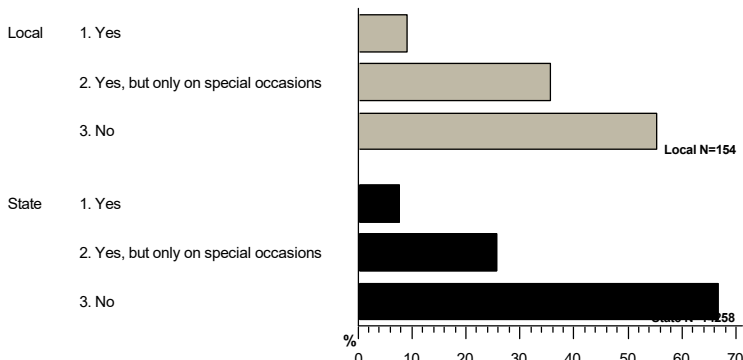
| Answer | Local | | State | |
|---------------------------------------|-------|------|-------|------|
| | Count | % | Count | % |
| 1. Yes | 6 | 3.9 | 740 | 5.2 |
| 2. Yes, but only on special occasions | 37 | 23.9 | 1797 | 12.6 |
| 3. No | 112 | 72.3 | 11730 | 82.2 |

5b1. Do you think it is OK for parents to offer their children alcoholic beverages in their home? Middle School youth (6th-8th grade)'



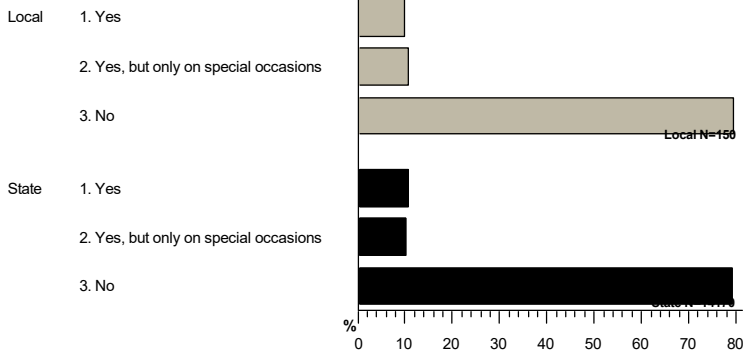
| Answer | Local | | State | |
|---------------------------------------|-------|------|-------|------|
| | Count | % | Count | % |
| 1. Yes | 6 | 3.9 | 537 | 3.7 |
| 2. Yes, but only on special occasions | 26 | 16.9 | 1053 | 7.3 |
| 3. No | 122 | 79.2 | 12744 | 88.9 |

5b2. Do you think it is OK for parents to offer their children alcoholic beverages in their home? High School youth (9th-12th grade)'



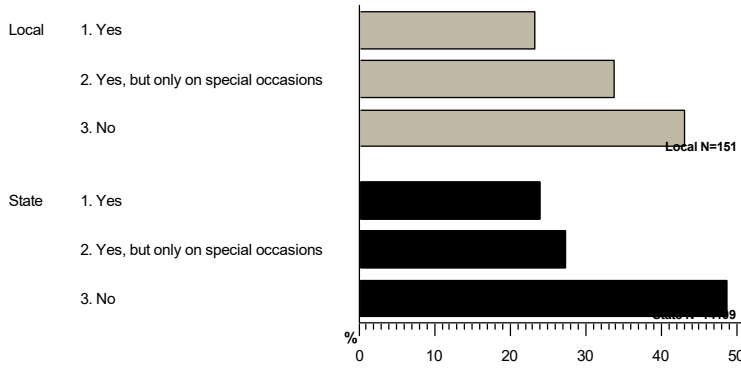
| Answer | Local | | State | |
|---------------------------------------|-------|------|-------|------|
| | Count | % | Count | % |
| 1. Yes | 14 | 9.1 | 1089 | 7.6 |
| 2. Yes, but only on special occasions | 55 | 35.7 | 3669 | 25.7 |
| 3. No | 85 | 55.2 | 9500 | 66.6 |

5c1. Do you think most adults in our community feel it is OK for parents to offer their children alcoholic beverages in their home? Middle School youth (6th-8th grade)'



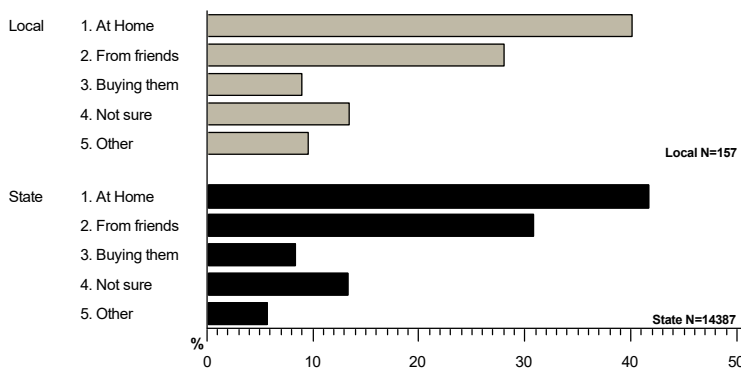
| Answer | Local | | State | |
|---------------------------------------|-------|------|-------|------|
| | Count | % | Count | % |
| 1. Yes | 15 | 10.0 | 1530 | 10.8 |
| 2. Yes, but only on special occasions | 16 | 10.7 | 1429 | 10.1 |
| 3. No | 119 | 79.3 | 11211 | 79.1 |

5c2. Do you think most adults in our community feel it is OK for parents to offer their children alcoholic beverages in their home? High School youth (9th-12th grade)



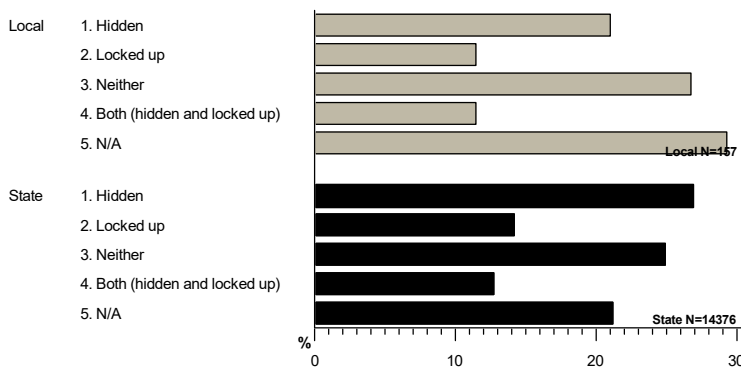
| Answer | Local | | State | |
|---------------------------------------|-------|------|-------|------|
| | Count | % | Count | % |
| 1. Yes | 35 | 23.2 | 3373 | 23.9 |
| 2. Yes, but only on special occasions | 51 | 33.8 | 3864 | 27.4 |
| 3. No | 65 | 43.0 | 6872 | 48.7 |

6. Where do you think youth usually get prescription drugs not prescribed to them by a doctor?



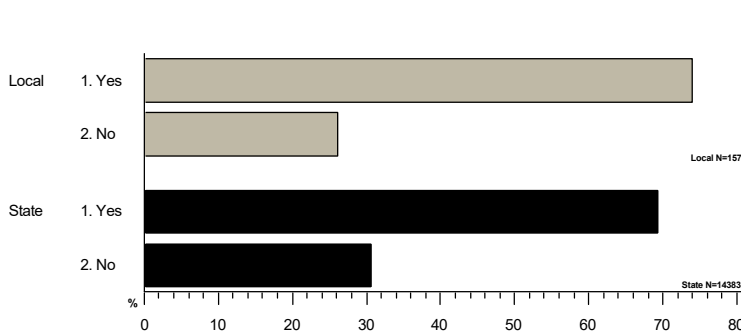
| Answer | Local | | State | |
|-----------------|-------|------|-------|------|
| | Count | % | Count | % |
| 1. At Home | 63 | 40.1 | 6000 | 41.7 |
| 2. From friends | 44 | 28.0 | 4440 | 30.9 |
| 3. Buying them | 14 | 8.9 | 1202 | 8.4 |
| 4. Not sure | 21 | 13.4 | 1920 | 13.3 |
| 5. Other | 15 | 9.6 | 825 | 5.7 |

7. If you currently have prescription medication at your home, where are those medications usually kept?



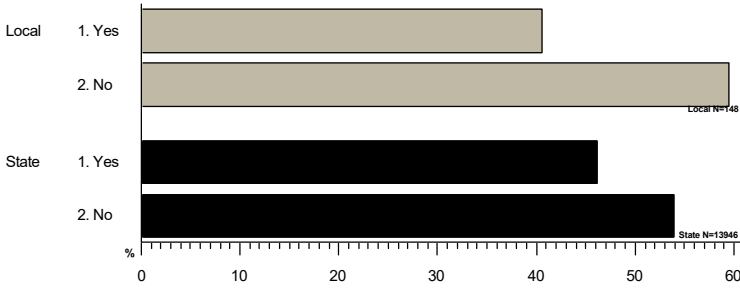
| Answer | Local | | State | |
|--------------------------------|-------|------|-------|------|
| | Count | % | Count | % |
| 1. Hidden | 33 | 21.0 | 3874 | 26.9 |
| 2. Locked up | 18 | 11.5 | 2043 | 14.2 |
| 3. Neither | 42 | 26.8 | 3583 | 24.9 |
| 4. Both (hidden and locked up) | 18 | 11.5 | 1836 | 12.8 |
| 5. N/A | 46 | 29.3 | 3040 | 21.1 |

8. Do you know where in your community you could get rid of prescription drugs that you no longer need?



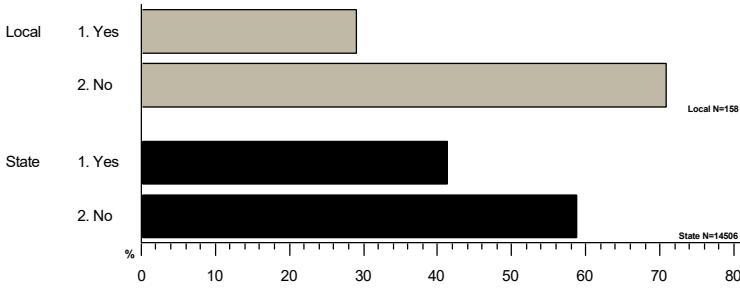
| Answer | Local | | State | |
|--------|-------|------|-------|------|
| | Count | % | Count | % |
| 1. Yes | 116 | 73.9 | 9977 | 69.4 |
| 2. No | 41 | 26.1 | 4406 | 30.6 |

9. There is a group of volunteers in your community who are working to reduce youth alcohol and other drug use. Are you aware of this group/coalition?



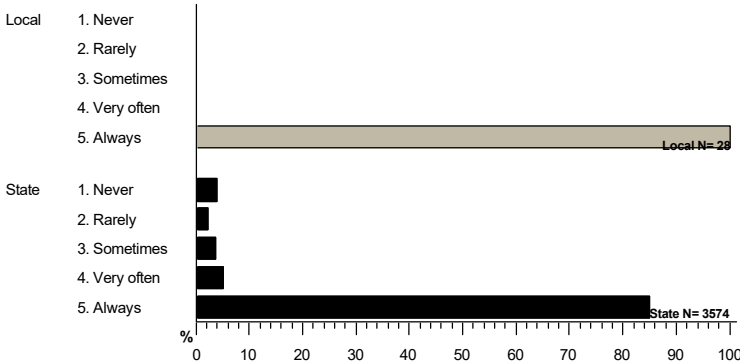
| Answer | Local | | State | |
|--------|-------|------|-------|------|
| | Count | % | Count | % |
| 1. Yes | 60 | 40.5 | 6435 | 46.1 |
| 2. No | 88 | 59.5 | 7511 | 53.9 |

10. Are you a parent or guardian with any children in 6th – 12th grade?



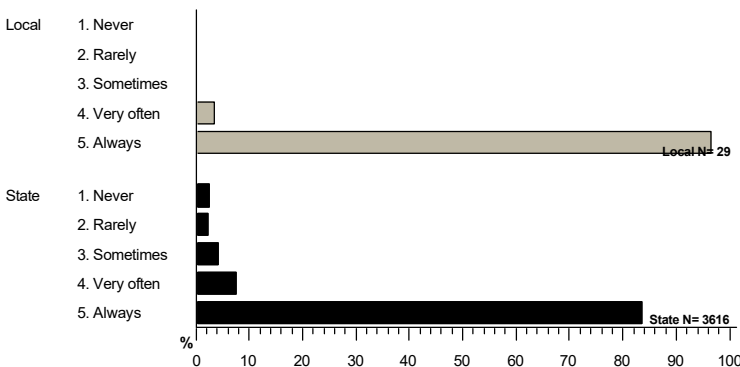
| Answer | Local | | State | |
|--------|-------|------|-------|------|
| | Count | % | Count | % |
| 1. Yes | 46 | 29.1 | 5993 | 41.3 |
| 2. No | 112 | 70.9 | 8513 | 58.7 |

13a1. How often do YOU: When your child goes out in the evening or on the weekend, ask who he/she will be with? Middle School youth (6th-8th grade)



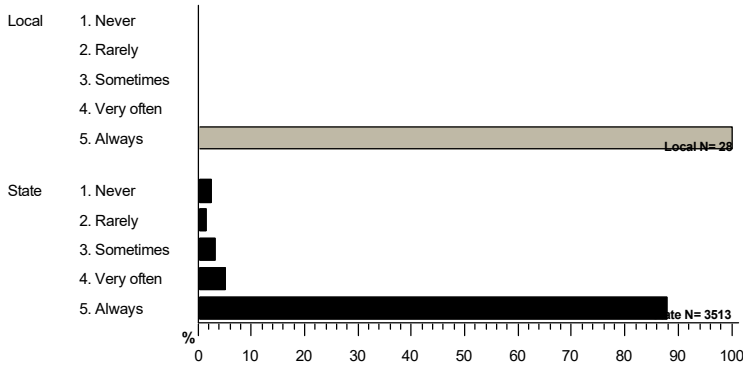
| Answer | Local | | State | |
|---------------|-------|-------|-------|------|
| | Count | % | Count | % |
| 1. Never | 0 | 0.0 | 142 | 4.0 |
| 2. Rarely | 0 | 0.0 | 83 | 2.3 |
| 3. Sometimes | 0 | 0.0 | 131 | 3.7 |
| 4. Very often | 0 | 0.0 | 179 | 5.0 |
| 5. Always | 28 | 100.0 | 3039 | 85.0 |

13a2. How often do YOU: When your child goes out in the evening or on the weekend, ask who he/she will be with? High School youth (9th-12th grade)



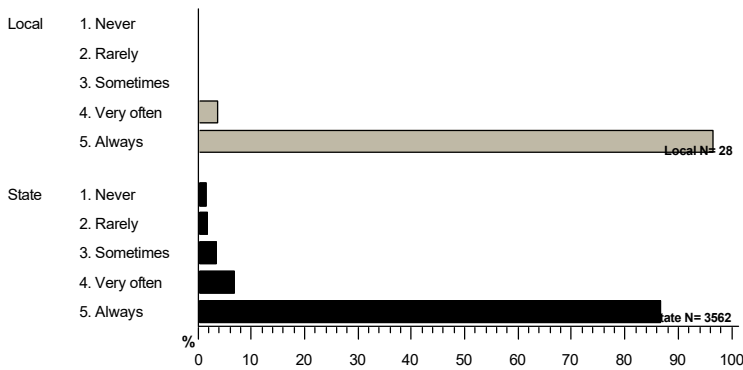
| Answer | Local | | State | |
|---------------|-------|------|-------|------|
| | Count | % | Count | % |
| 1. Never | 0 | 0.0 | 90 | 2.5 |
| 2. Rarely | 0 | 0.0 | 79 | 2.2 |
| 3. Sometimes | 0 | 0.0 | 151 | 4.2 |
| 4. Very often | 1 | 3.4 | 272 | 7.5 |
| 5. Always | 28 | 96.6 | 3024 | 83.6 |

13b1. How often do YOU: When your child goes out in the evening or on the weekend, ask where he/she is going? Middle School youth (6th-8th grade)



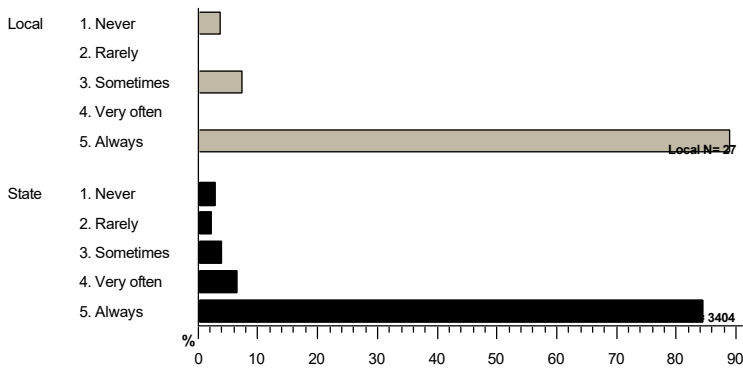
| Answer | Local | | State | |
|---------------|-------|-------|-------|------|
| | Count | % | Count | % |
| 1. Never | 0 | 0.0 | 83 | 2.4 |
| 2. Rarely | 0 | 0.0 | 53 | 1.5 |
| 3. Sometimes | 0 | 0.0 | 114 | 3.2 |
| 4. Very often | 0 | 0.0 | 178 | 5.1 |
| 5. Always | 28 | 100.0 | 3085 | 87.8 |

13b2. How often do YOU: When your child goes out in the evening or on the weekend, ask where he/she is going? High School youth (9th-12th grade)



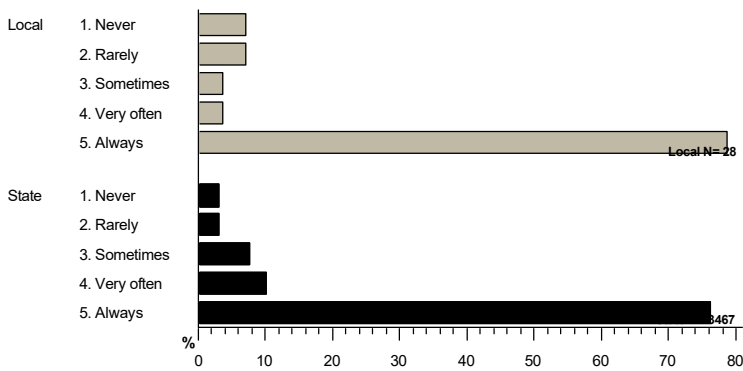
| Answer | Local | | State | |
|---------------|-------|------|-------|------|
| | Count | % | Count | % |
| 1. Never | 0 | 0.0 | 52 | 1.5 |
| 2. Rarely | 0 | 0.0 | 59 | 1.7 |
| 3. Sometimes | 0 | 0.0 | 125 | 3.5 |
| 4. Very often | 1 | 3.6 | 240 | 6.7 |
| 5. Always | 27 | 96.4 | 3086 | 86.6 |

13c1. How often do YOU: If my child is attending a party, check to see if the party will have adult supervision: Middle School youth (6th-8th grade)



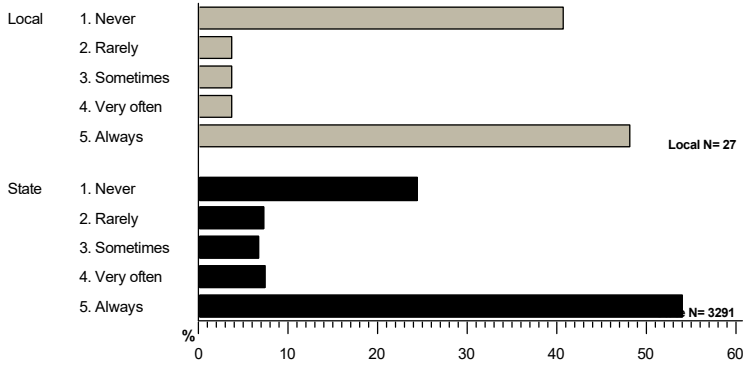
| Answer | Local | | State | |
|---------------|-------|------|-------|------|
| | Count | % | Count | % |
| 1. Never | 1 | 3.7 | 99 | 2.9 |
| 2. Rarely | 0 | 0.0 | 78 | 2.3 |
| 3. Sometimes | 2 | 7.4 | 134 | 3.9 |
| 4. Very often | 0 | 0.0 | 217 | 6.4 |
| 5. Always | 24 | 88.9 | 2876 | 84.5 |

13c2. How often do YOU: If my child is attending a party, check to see if the party will have adult supervision: High School youth (9th-12th grade)



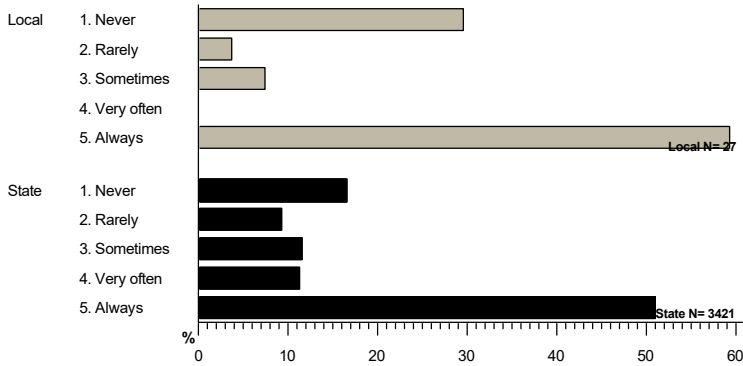
| Answer | Local | | State | |
|---------------|-------|------|-------|------|
| | Count | % | Count | % |
| 1. Never | 2 | 7.1 | 105 | 3.0 |
| 2. Rarely | 2 | 7.1 | 108 | 3.1 |
| 3. Sometimes | 1 | 3.6 | 264 | 7.6 |
| 4. Very often | 1 | 3.6 | 348 | 10.0 |
| 5. Always | 22 | 78.6 | 2642 | 76.2 |

13d1.How often do YOU: Check to see if your child is under the influence of alcohol or drugs (talk with them, smell breath, and check eyes)? Middle School youth (6th-8th grade)



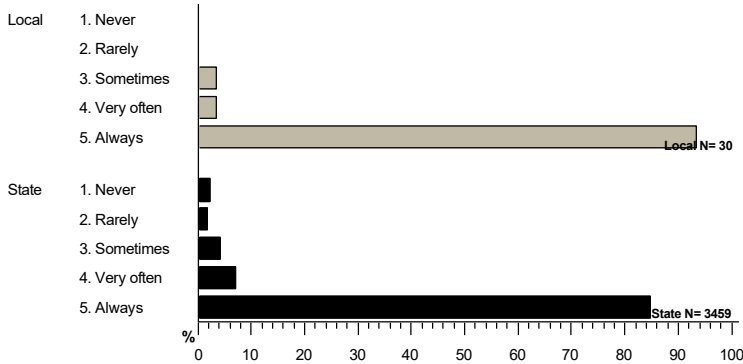
| Answer | Local | | State | |
|---------------|-------|------|-------|------|
| | Count | % | Count | % |
| 1. Never | 11 | 40.7 | 803 | 24.4 |
| 2. Rarely | 1 | 3.7 | 243 | 7.4 |
| 3. Sometimes | 1 | 3.7 | 222 | 6.7 |
| 4. Very often | 1 | 3.7 | 244 | 7.4 |
| 5. Always | 13 | 48.1 | 1779 | 54.1 |

13d2.How often do YOU: Check to see if your child is under the influence of alcohol or drugs (talk with them, smell breath, and check eyes)? High School youth (9th-12th grade)



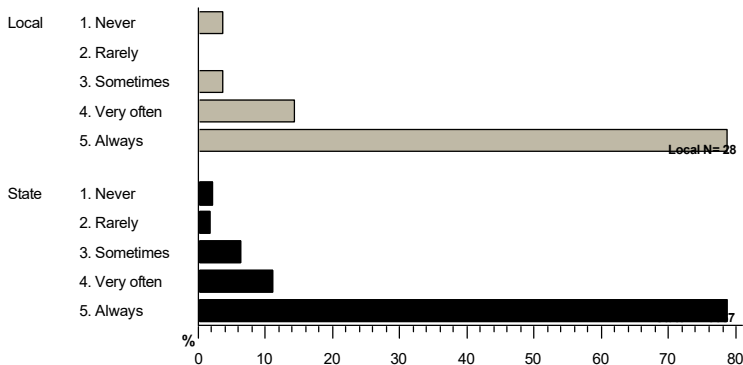
| Answer | Local | | State | |
|---------------|-------|------|-------|------|
| | Count | % | Count | % |
| 1. Never | 8 | 29.6 | 567 | 16.6 |
| 2. Rarely | 1 | 3.7 | 321 | 9.4 |
| 3. Sometimes | 2 | 7.4 | 399 | 11.7 |
| 4. Very often | 0 | 0.0 | 388 | 11.3 |
| 5. Always | 16 | 59.3 | 1746 | 51.0 |

13e1.How often do YOU: Set a time for your child to be home? Middle School youth (6th-8th grade)



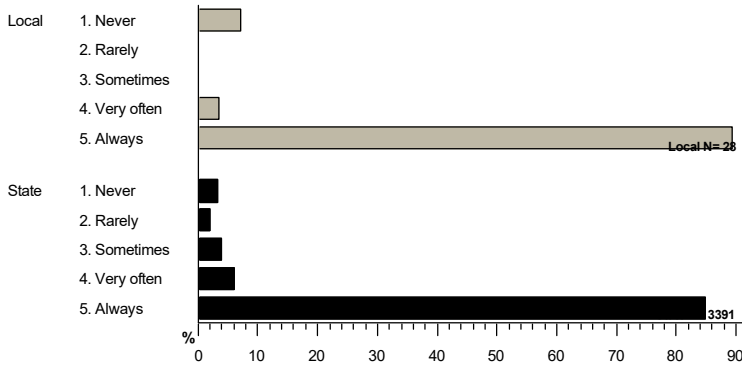
| Answer | Local | | State | |
|---------------|-------|------|-------|------|
| | Count | % | Count | % |
| 1. Never | 0 | 0.0 | 74 | 2.1 |
| 2. Rarely | 0 | 0.0 | 64 | 1.9 |
| 3. Sometimes | 1 | 3.3 | 145 | 4.2 |
| 4. Very often | 1 | 3.3 | 244 | 7.1 |
| 5. Always | 28 | 93.3 | 2932 | 84.8 |

13e2.How often do YOU: Set a time for your child to be home? High School youth (9th-12th grade)



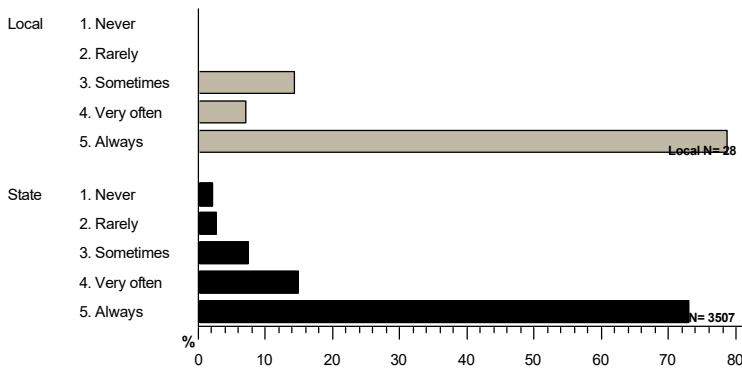
| Answer | Local | | State | |
|---------------|-------|------|-------|------|
| | Count | % | Count | % |
| 1. Never | 1 | 3.6 | 75 | 2.1 |
| 2. Rarely | 0 | 0.0 | 66 | 1.9 |
| 3. Sometimes | 1 | 3.6 | 225 | 6.3 |
| 4. Very often | 4 | 14.3 | 394 | 11.0 |
| 5. Always | 22 | 78.6 | 2807 | 78.7 |

13f1. How often do YOU: Wait up until your child comes home? Middle School youth (6th-8th grade)



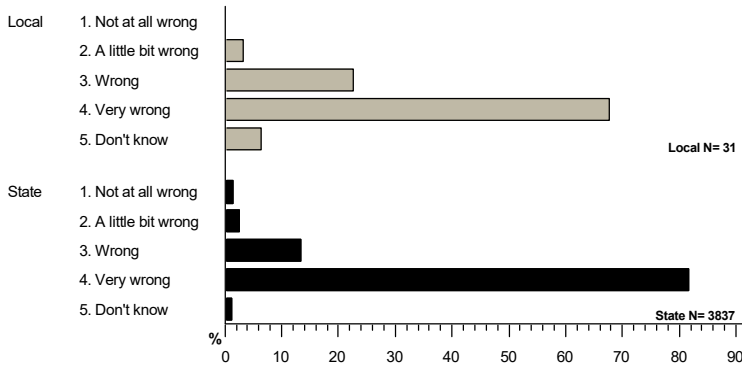
| Answer | Local | | State | |
|---------------|-------|------|-------|------|
| | Count | % | Count | % |
| 1. Never | 2 | 7.1 | 108 | 3.2 |
| 2. Rarely | 0 | 0.0 | 67 | 2.0 |
| 3. Sometimes | 0 | 0.0 | 133 | 3.9 |
| 4. Very often | 1 | 3.6 | 205 | 6.0 |
| 5. Always | 25 | 89.3 | 2878 | 84.9 |

13f2. How often do YOU: Wait up until your child comes home? High School youth (9th-12th grade)



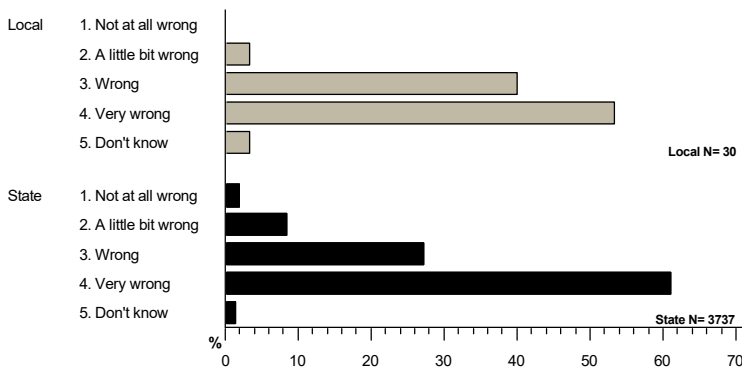
| Answer | Local | | State | |
|---------------|-------|------|-------|------|
| | Count | % | Count | % |
| 1. Never | 0 | 0.0 | 72 | 2.1 |
| 2. Rarely | 0 | 0.0 | 93 | 2.7 |
| 3. Sometimes | 4 | 14.3 | 264 | 7.5 |
| 4. Very often | 2 | 7.1 | 522 | 14.9 |
| 5. Always | 22 | 78.6 | 2556 | 72.9 |

14a1. How wrong do you think it would be for your child (6th - 12th grade) to drink alcohol? Middle School youth (6th-8th grade)



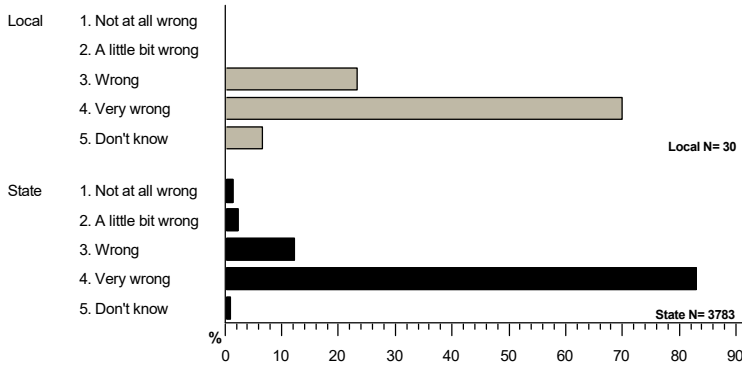
| Answer | Local | | State | |
|-----------------------|-------|------|-------|------|
| | Count | % | Count | % |
| 1. Not at all wrong | 0 | 0.0 | 52 | 1.4 |
| 2. A little bit wrong | 1 | 3.2 | 101 | 2.6 |
| 3. Wrong | 7 | 22.6 | 512 | 13.3 |
| 4. Very wrong | 21 | 67.7 | 3129 | 81.5 |
| 5. Don't know | 2 | 6.5 | 43 | 1.1 |

14a2. How wrong do you think it would be for your child (6th - 12th grade) to drink alcohol? High School youth (9th-12th grade)



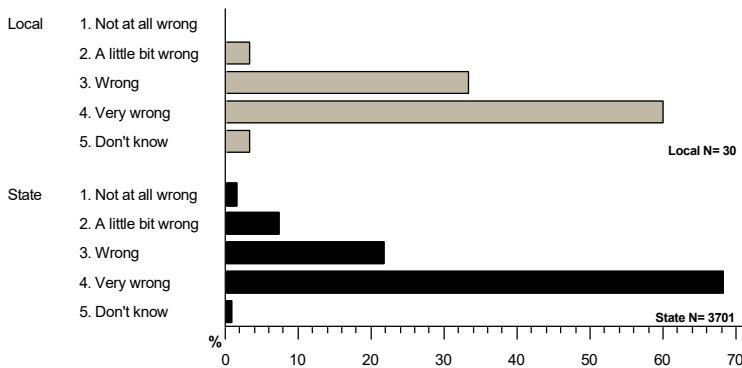
| Answer | Local | | State | |
|-----------------------|-------|------|-------|------|
| | Count | % | Count | % |
| 1. Not at all wrong | 0 | 0.0 | 72 | 1.9 |
| 2. A little bit wrong | 1 | 3.3 | 315 | 8.4 |
| 3. Wrong | 12 | 40.0 | 1014 | 27.1 |
| 4. Very wrong | 16 | 53.3 | 2279 | 61.0 |
| 5. Don't know | 1 | 3.3 | 57 | 1.5 |

14b1. How wrong do you think it would be for your child (6th - 12th grade) to use marijuana? Middle School youth (6th-8th grade)



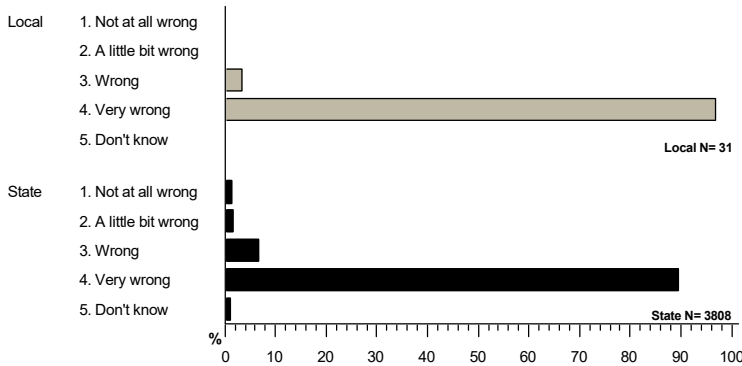
| Answer | Local | | State | |
|-----------------------|-------|------|-------|------|
| | Count | % | Count | % |
| 1. Not at all wrong | 0 | 0.0 | 52 | 1.4 |
| 2. A little bit wrong | 0 | 0.0 | 88 | 2.3 |
| 3. Wrong | 7 | 23.3 | 463 | 12.2 |
| 4. Very wrong | 21 | 70.0 | 3141 | 83.0 |
| 5. Don't know | 2 | 6.7 | 39 | 1.0 |

14b2. How wrong do you think it would be for your child (6th - 12th grade) to use marijuana? High School youth (9th-12th grade)



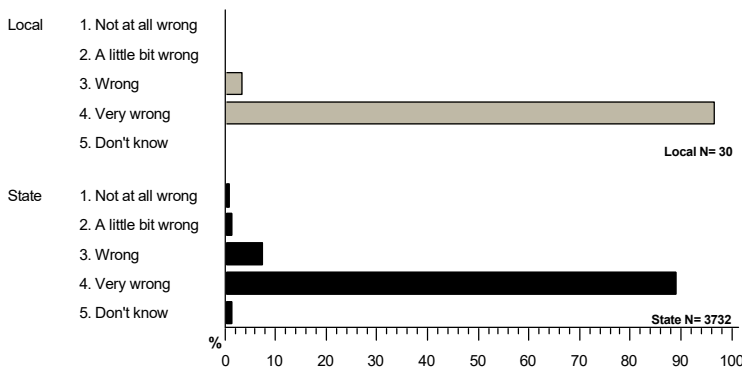
| Answer | Local | | State | |
|-----------------------|-------|------|-------|------|
| | Count | % | Count | % |
| 1. Not at all wrong | 0 | 0.0 | 63 | 1.7 |
| 2. A little bit wrong | 1 | 3.3 | 274 | 7.4 |
| 3. Wrong | 10 | 33.3 | 804 | 21.7 |
| 4. Very wrong | 18 | 60.0 | 2524 | 68.2 |
| 5. Don't know | 1 | 3.3 | 36 | 1.0 |

14c1. How wrong do you think it would be for your child (6th - 12th grade) to use prescription drugs not prescribed to them? Middle School youth (6th-8th grade)



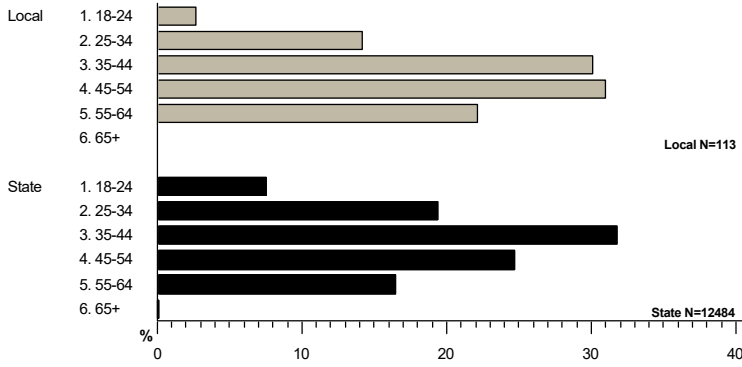
| Answer | Local | | State | |
|-----------------------|-------|------|-------|------|
| | Count | % | Count | % |
| 1. Not at all wrong | 0 | 0.0 | 49 | 1.3 |
| 2. A little bit wrong | 0 | 0.0 | 60 | 1.6 |
| 3. Wrong | 1 | 3.2 | 250 | 6.6 |
| 4. Very wrong | 30 | 96.8 | 3410 | 89.5 |
| 5. Don't know | 0 | 0.0 | 39 | 1.0 |

14c2. How wrong do you think it would be for your child (6th - 12th grade) to use prescription drugs not prescribed to them? High School youth (9th-12th grade)



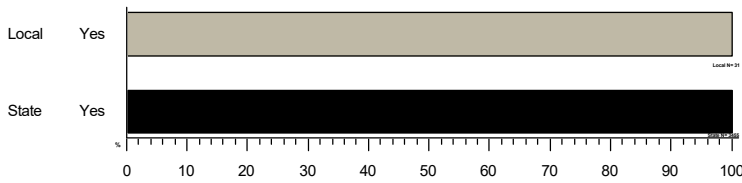
| Answer | Local | | State | |
|-----------------------|-------|------|-------|------|
| | Count | % | Count | % |
| 1. Not at all wrong | 0 | 0.0 | 31 | 0.8 |
| 2. A little bit wrong | 0 | 0.0 | 52 | 1.4 |
| 3. Wrong | 1 | 3.3 | 277 | 7.4 |
| 4. Very wrong | 29 | 96.7 | 3324 | 89.1 |
| 5. Don't know | 0 | 0.0 | 48 | 1.3 |

15. What is your age?



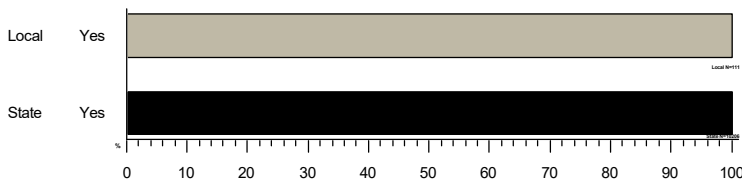
| Answer | Local | | State | |
|----------|-------|------|-------|------|
| | Count | % | Count | % |
| 1. 18-24 | 3 | 2.7 | 942 | 7.5 |
| 2. 25-34 | 16 | 14.2 | 2422 | 19.4 |
| 3. 35-44 | 34 | 30.1 | 3961 | 31.7 |
| 4. 45-54 | 35 | 31.0 | 3087 | 24.7 |
| 5. 55-64 | 25 | 22.1 | 2060 | 16.5 |
| 6. 65+ | 0 | 0.0 | 12 | 0.1 |

16a. How do you currently identify yourself? Male



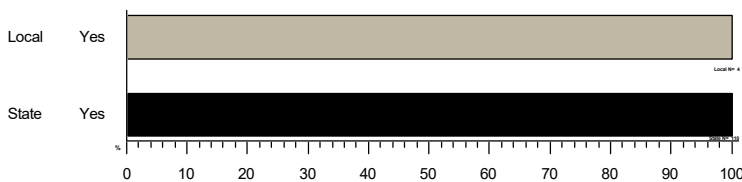
| Answer | Local | | State | |
|--------|-------|-------|-------|-------|
| | Count | % | Count | % |
| Yes | 31 | 100.0 | 3455 | 100.0 |

16b. How do you currently identify yourself? Female



| Answer | Local | | State | |
|--------|-------|-------|-------|-------|
| | Count | % | Count | % |
| Yes | 111 | 100.0 | 10206 | 100.0 |

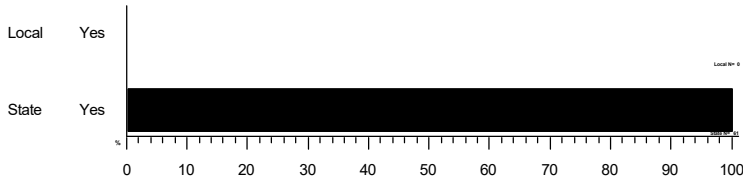
16c. How do you currently identify yourself? Transgender



| Answer | Local | | State | |
|--------|-------|-------|-------|-------|
| | Count | % | Count | % |
| Yes | 4 | 100.0 | 110 | 100.0 |

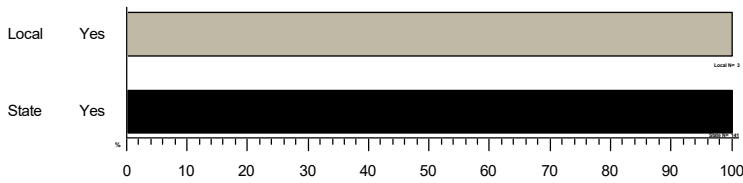
16d. How do you currently identify yourself? Questioning / not sure of my gender identity

| | Local | | State | |
|--------|-------|-----|-------|-------|
| Answer | Count | % | Count | % |
| Yes | 0 | 0.0 | 61 | 100.0 |



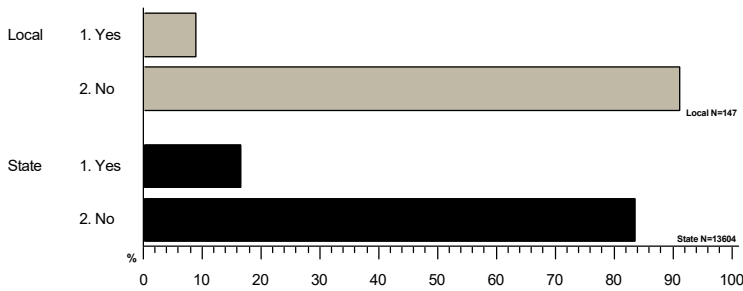
16f. How do you currently identify yourself? Something else fits better

| | Local | | State | |
|--------|-------|-------|-------|-------|
| Answer | Count | % | Count | % |
| Yes | 3 | 100.0 | 141 | 100.0 |



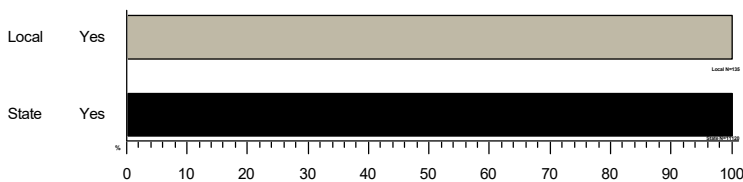
17. Are you of Hispanic, Latino/Latina or Spanish origin?

| | Local | | State | |
|--------|-------|------|-------|------|
| Answer | Count | % | Count | % |
| 1. Yes | 13 | 8.8 | 2239 | 16.5 |
| 2. No | 134 | 91.2 | 11365 | 83.5 |



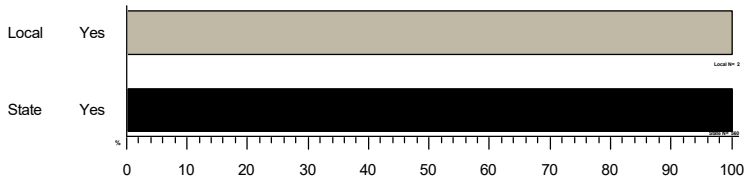
18a. What is your race? White

| | Local | | State | |
|--------|-------|-------|-------|-------|
| Answer | Count | % | Count | % |
| Yes | 135 | 100.0 | 11120 | 100.0 |



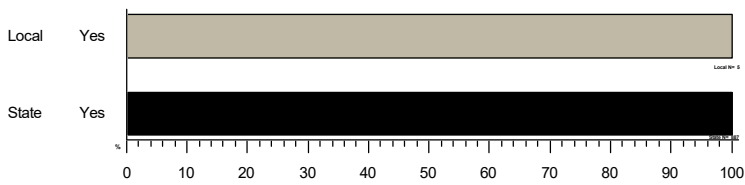
18b. What is your race? Black or African American

| Answer | Local | | State | |
|--------|-------|-------|-------|-------|
| | Count | % | Count | % |
| Yes | 2 | 100.0 | 560 | 100.0 |



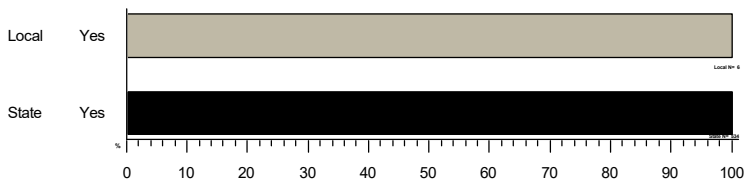
18c. What is your race? American Indian, Alaska Native

| Answer | Local | | State | |
|--------|-------|-------|-------|-------|
| | Count | % | Count | % |
| Yes | 5 | 100.0 | 887 | 100.0 |



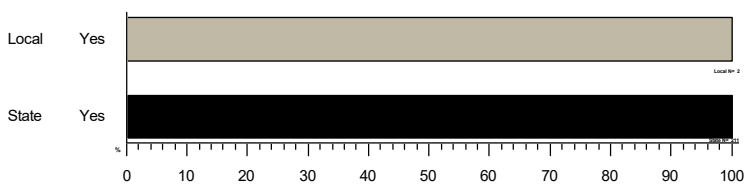
18d. What is your race? Asian or Asian American

| Answer | Local | | State | |
|--------|-------|-------|-------|-------|
| | Count | % | Count | % |
| Yes | 6 | 100.0 | 534 | 100.0 |



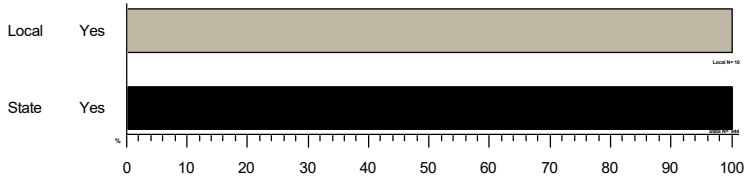
18e. What is your race? Native Hawaiian or other Pacific Islander

| Answer | Local | | State | |
|--------|-------|-------|-------|-------|
| | Count | % | Count | % |
| Yes | 2 | 100.0 | 211 | 100.0 |



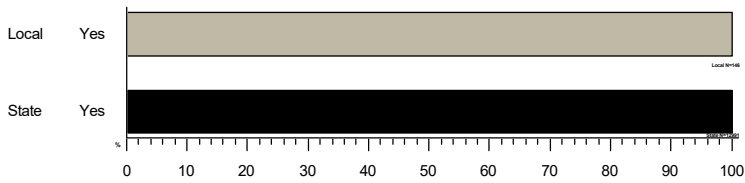
18f. What is your race? Other

| Answer | Local | | State | |
|--------|-------|-------|-------|-------|
| | Count | % | Count | % |
| Yes | 10 | 100.0 | 944 | 100.0 |



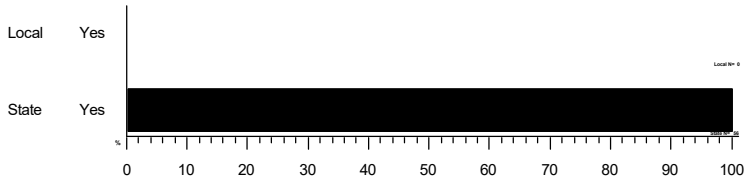
19a. What languages are spoken in your home? English

| Answer | Local | | State | |
|--------|-------|-------|-------|-------|
| | Count | % | Count | % |
| Yes | 146 | 100.0 | 12991 | 100.0 |



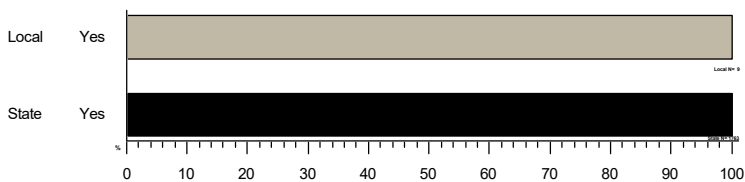
19b. What languages are spoken in your home? Cambodian

| Answer | Local | | State | |
|--------|-------|-----|-------|-------|
| | Count | % | Count | % |
| Yes | 0 | 0.0 | 56 | 100.0 |



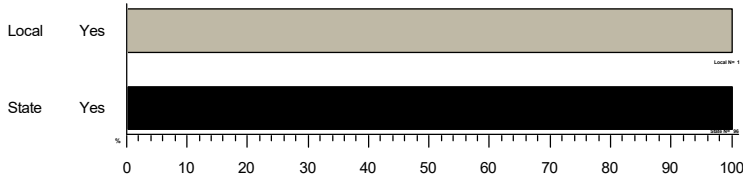
19c. What languages are spoken in your home? Spanish

| Answer | Local | | State | |
|--------|-------|-------|-------|-------|
| | Count | % | Count | % |
| Yes | 9 | 100.0 | 1763 | 100.0 |



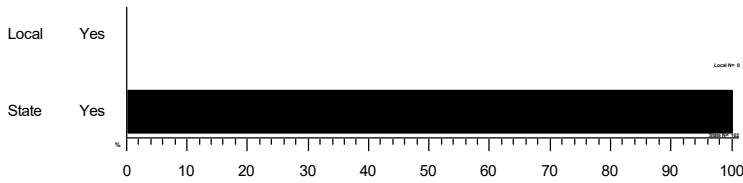
19d. What languages are spoken in your home? Russian

| Answer | Local | | State | |
|--------|-------|-------|-------|-------|
| | Count | % | Count | % |
| Yes | 1 | 100.0 | 96 | 100.0 |



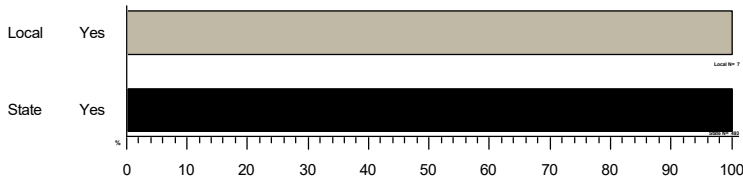
19e. What languages are spoken in your home? Somali

| Answer | Local | | State | |
|--------|-------|-----|-------|-------|
| | Count | % | Count | % |
| Yes | 0 | 0.0 | 102 | 100.0 |

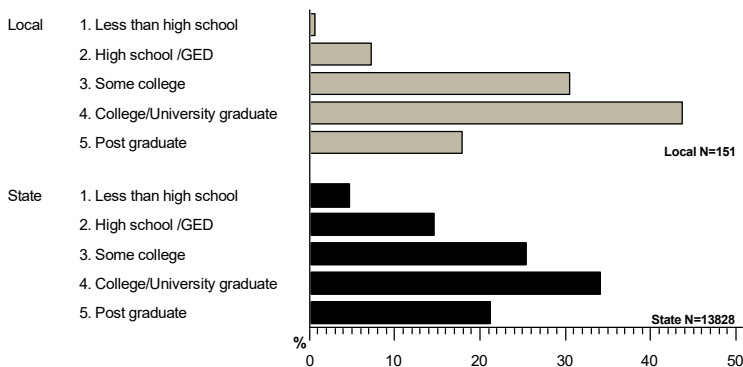


19f. What languages are spoken in your home? Other

| Answer | Local | | State | |
|--------|-------|-------|-------|-------|
| | Count | % | Count | % |
| Yes | 7 | 100.0 | 493 | 100.0 |

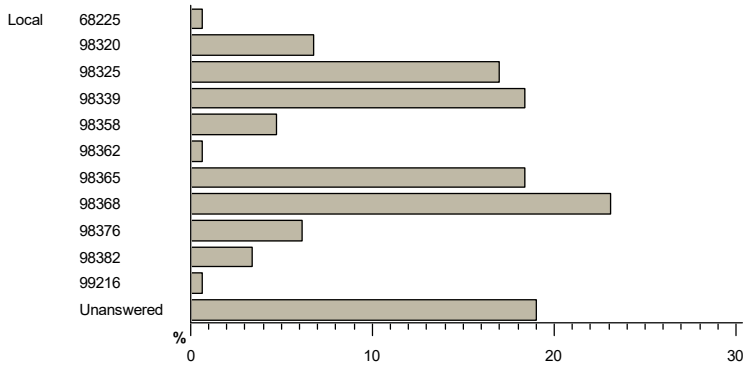


20. What is the highest degree or level of school you completed?



| Answer | Local | | State | |
|--------------------------------|-------|------|-------|------|
| | Count | % | Count | % |
| 1. Less than high school | 1 | 0.7 | 651 | 4.7 |
| 2. High school /GED | 11 | 7.3 | 2014 | 14.6 |
| 3. Some college | 46 | 30.5 | 3517 | 25.4 |
| 4. College/University graduate | 66 | 43.7 | 4711 | 34.1 |
| 5. Post graduate | 27 | 17.9 | 2935 | 21.2 |

21. What is your zip code where you live most of the time?



| | 68225 | 98320 | 98325 | 98339 | 98358 | 98362 |
|-------|-------|-------|-------|-------|-------|-------|
| Local | 1 | 10 | 25 | 27 | 7 | 1 |

| | 98365 | 98368 | 98376 | 98382 | 99216 | Unanswered |
|--|-------|-------|-------|-------|-------|------------|
| | 27 | 34 | 9 | 5 | 1 | 28 |