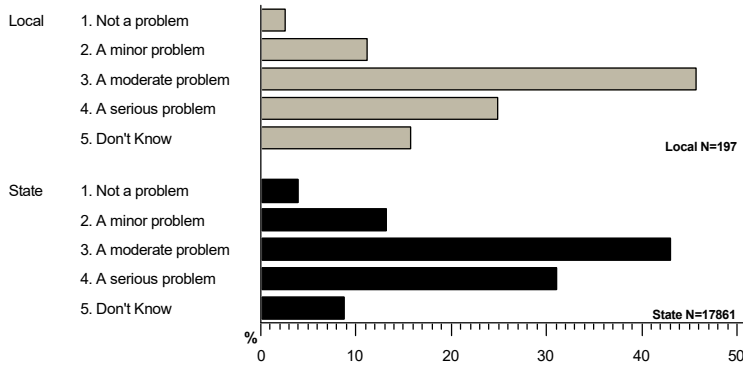


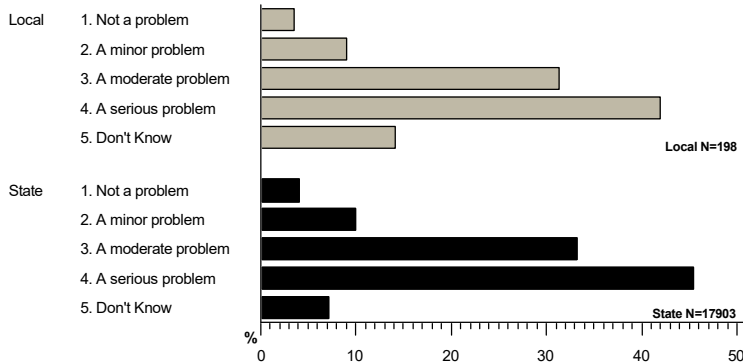
2019 PortTownsend CPWI Community Survey Results
201 responses collected between 08/19/2019 and 12/18/2019

1a. How much of a problem do you think each of the following is among youth (6th – 12th grade) in your community? Alcohol use



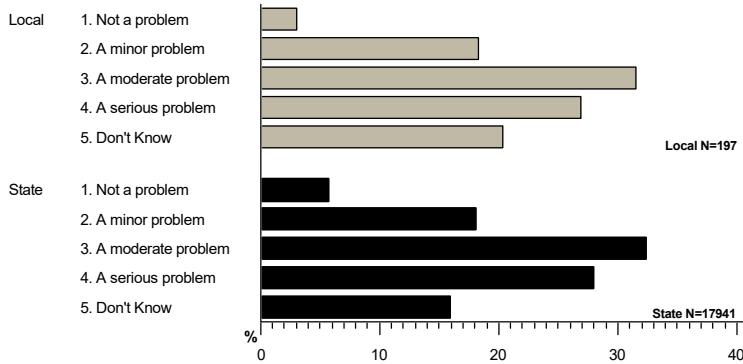
Answer	Local		State	
	Count	%	Count	%
1. Not a problem	5	2.5	701	3.9
2. A minor problem	22	11.2	2363	13.2
3. A moderate problem	90	45.7	7673	43.0
4. A serious problem	49	24.9	5546	31.1
5. Don't Know	31	15.7	1578	8.8

1b. How much of a problem do you think each of the following is among youth (6th – 12th grade) in your community? Marijuana or hashish use (weed, hash, pot)



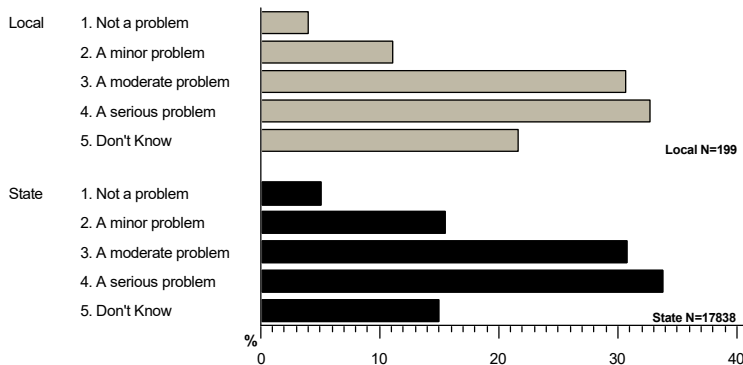
Answer	Local		State	
	Count	%	Count	%
1. Not a problem	7	3.5	729	4.1
2. A minor problem	18	9.1	1798	10.0
3. A moderate problem	62	31.3	5950	33.2
4. A serious problem	83	41.9	8135	45.4
5. Don't Know	28	14.1	1291	7.2

1c. How much of a problem do you think each of the following is among youth (6th – 12th grade) in your community? Prescription drug misuse (using medication without a prescription or in a way other than prescribed)



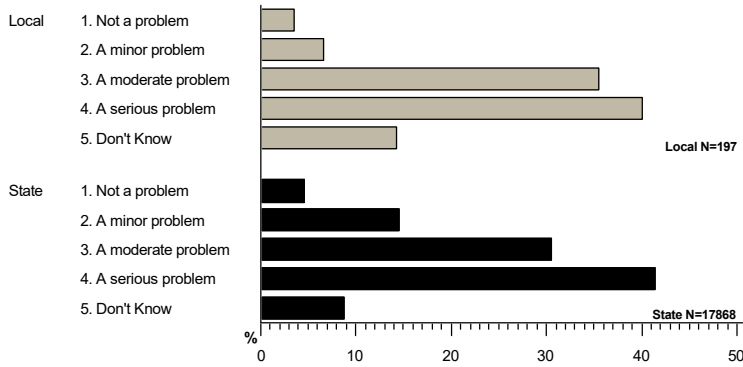
Answer	Local		State	
	Count	%	Count	%
1. Not a problem	6	3.0	1020	5.7
2. A minor problem	36	18.3	3248	18.1
3. A moderate problem	62	31.5	5814	32.4
4. A serious problem	53	26.9	5008	27.9
5. Don't Know	40	20.3	2851	15.9

1e. How much of a problem do you think each of the following is among youth (6th – 12th grade) in your community? Driving under the influence of alcohol, marijuana or other drugs



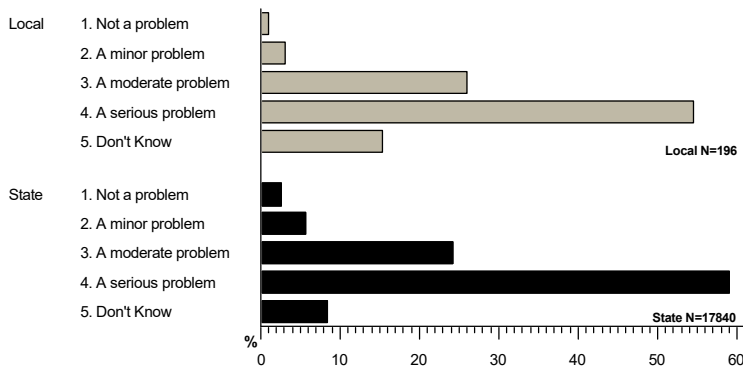
Answer	Local		State	
	Count	%	Count	%
1. Not a problem	8	4.0	906	5.1
2. A minor problem	22	11.1	2766	15.5
3. A moderate problem	61	30.7	5484	30.7
4. A serious problem	65	32.7	6020	33.7
5. Don't Know	43	21.6	2662	14.9

1f. How much of a problem do you think each of the following is among youth (6th – 12th grade) in your community? Tobacco



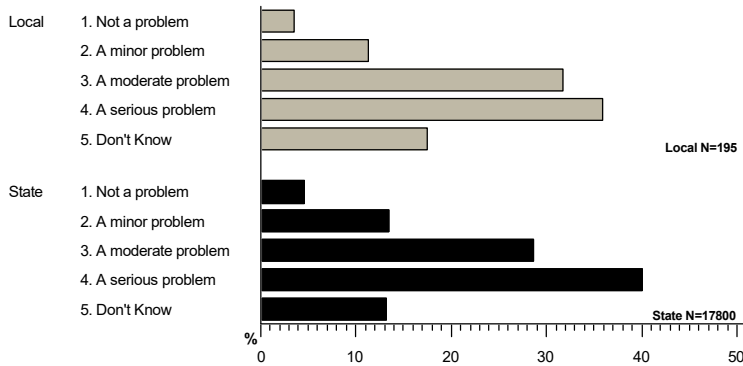
Answer	Local		State	
	Count	%	Count	%
1. Not a problem	7	3.6	829	4.6
2. A minor problem	13	6.6	2595	14.5
3. A moderate problem	70	35.5	5466	30.6
4. A serious problem	79	40.1	7405	41.4
5. Don't Know	28	14.2	1573	8.8

1g. How much of a problem do you think each of the following is among youth (6th – 12th grade) in your community? Depression



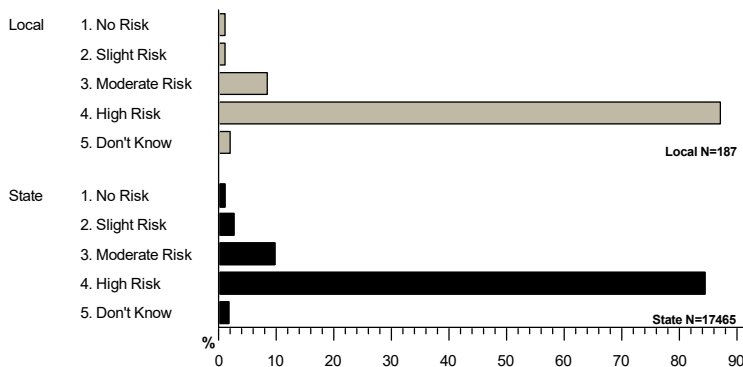
Answer	Local		State	
	Count	%	Count	%
1. Not a problem	2	1.0	463	2.6
2. A minor problem	6	3.1	1018	5.7
3. A moderate problem	51	26.0	4326	24.2
4. A serious problem	107	54.6	10520	59.0
5. Don't Know	30	15.3	1513	8.5

1h. How much of a problem do you think each of the following is among youth (6th – 12th grade) in your community? Suicide



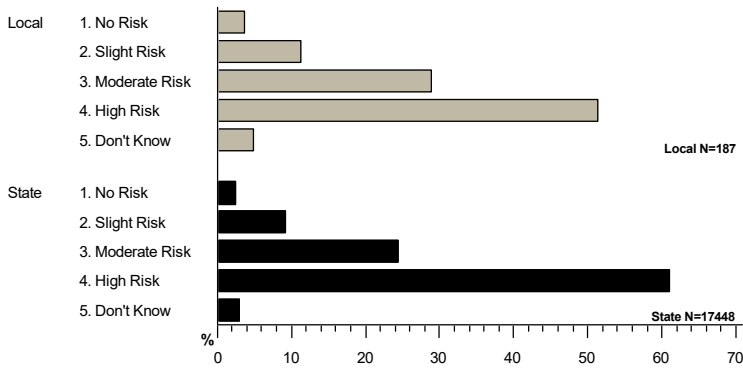
Answer	Local		State	
	Count	%	Count	%
1. Not a problem	7	3.6	812	4.6
2. A minor problem	22	11.3	2398	13.5
3. A moderate problem	62	31.8	5110	28.7
4. A serious problem	70	35.9	7128	40.0
5. Don't Know	34	17.4	2352	13.2

2a. How much do you think people risk harming themselves and others when they drive under the influence of alcohol?



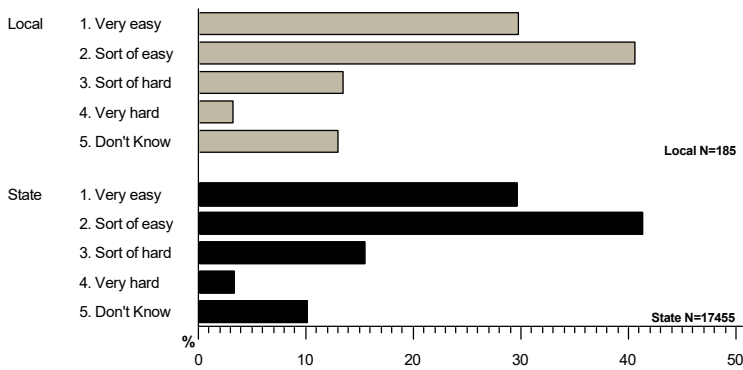
Answer	Local		State	
	Count	%	Count	%
1. No Risk	2	1.1	194	1.1
2. Slight Risk	2	1.1	484	2.8
3. Moderate Risk	16	8.6	1729	9.9
4. High Risk	163	87.2	14740	84.4
5. Don't Know	4	2.1	318	1.8

2b. How much do you think people risk harming themselves and others when they drive under the influence of marijuana?



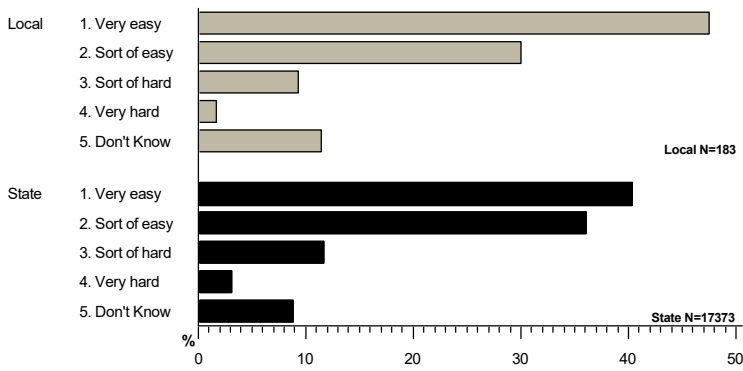
Answer	Local		State	
	Count	%	Count	%
1. No Risk	7	3.7	415	2.4
2. Slight Risk	21	11.2	1612	9.2
3. Moderate Risk	54	28.9	4250	24.4
4. High Risk	96	51.3	10651	61.0
5. Don't Know	9	4.8	520	3.0

3a. If a youth (6th - 12th grade) wanted to get some alcohol, how easy would it be for them to get some?



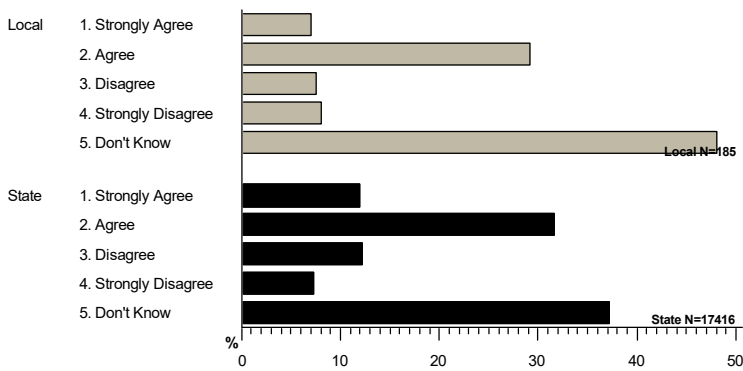
Answer	Local		State	
	Count	%	Count	%
1. Very easy	55	29.7	5168	29.6
2. Sort of easy	75	40.5	7221	41.4
3. Sort of hard	25	13.5	2712	15.5
4. Very hard	6	3.2	580	3.3
5. Don't Know	24	13.0	1774	10.2

3b. If a youth (6th - 12th grade) wanted to get some marijuana, how easy would it be for them to get some?



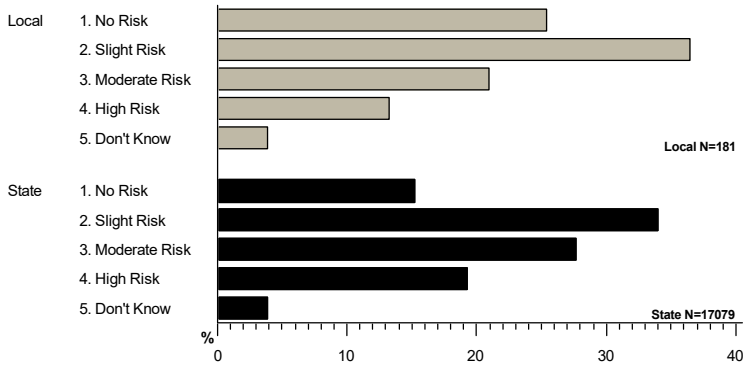
Answer	Local		State	
	Count	%	Count	%
1. Very easy	87	47.5	7005	40.3
2. Sort of easy	55	30.1	6258	36.0
3. Sort of hard	17	9.3	2038	11.7
4. Very hard	3	1.6	533	3.1
5. Don't Know	21	11.5	1539	8.9

4. Law enforcement personnel in our community are effective when they respond to calls and requests about underage alcohol and drug use at parties or gatherings.



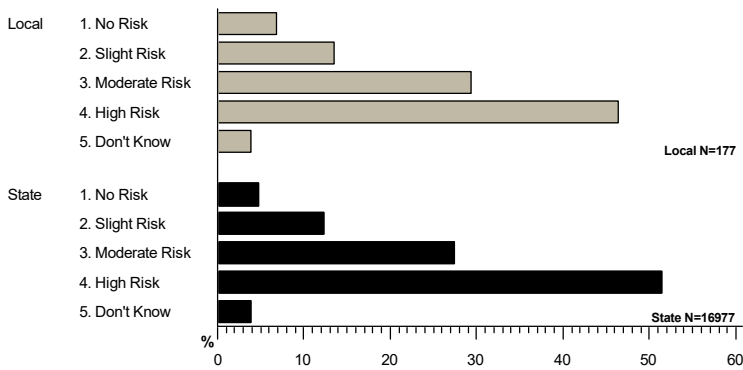
Answer	Local		State	
	Count	%	Count	%
1. Strongly Agree	13	7.0	2070	11.9
2. Agree	54	29.2	5496	31.6
3. Disagree	14	7.6	2116	12.1
4. Strongly Disagree	15	8.1	1258	7.2
5. Don't Know	89	48.1	6476	37.2

5a. How much do you think youth (6th-12th grade) risk harming themselves if they try marijuana once or twice?



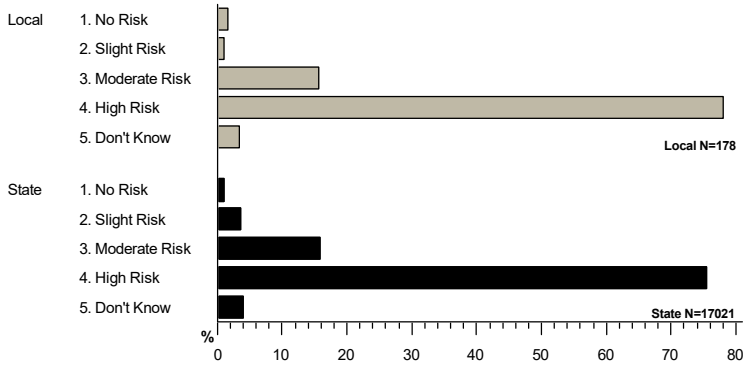
Answer	Local		State	
	Count	%	Count	%
1. No Risk	46	25.4	2600	15.2
2. Slight Risk	66	36.5	5797	33.9
3. Moderate Risk	38	21.0	4732	27.7
4. High Risk	24	13.3	3284	19.2
5. Don't Know	7	3.9	666	3.9

5b. How much do you think youth (6th-12th grade) risk harming themselves if they use marijuana regularly (once or twice a week)?



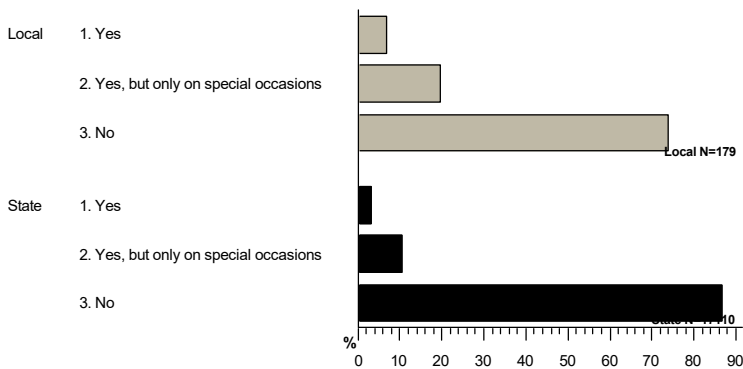
Answer	Local		State	
	Count	%	Count	%
1. No Risk	12	6.8	811	4.8
2. Slight Risk	24	13.6	2100	12.4
3. Moderate Risk	52	29.4	4665	27.5
4. High Risk	82	46.3	8735	51.5
5. Don't Know	7	4.0	666	3.9

5c. How much do you think youth (6th-12th grade) risk harming themselves if they use medication without a prescription or in a way other than prescribed?



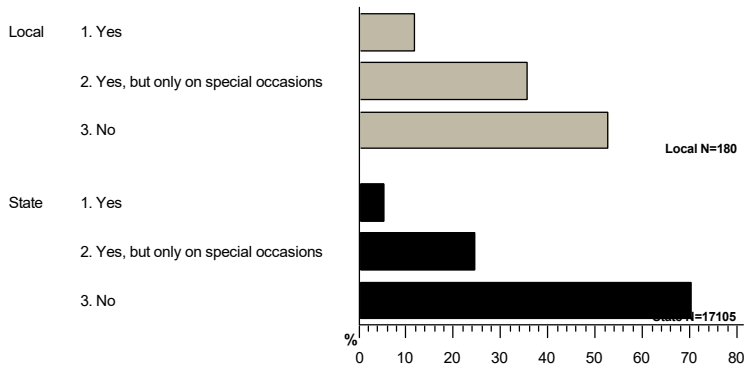
Answer	Local		State	
	Count	%	Count	%
1. No Risk	3	1.7	161	0.9
2. Slight Risk	2	1.1	618	3.6
3. Moderate Risk	28	15.7	2695	15.8
4. High Risk	139	78.1	12851	75.5
5. Don't Know	6	3.4	696	4.1

6. Do you think it is OK for teenagers to drink at parties if they don't get drunk?



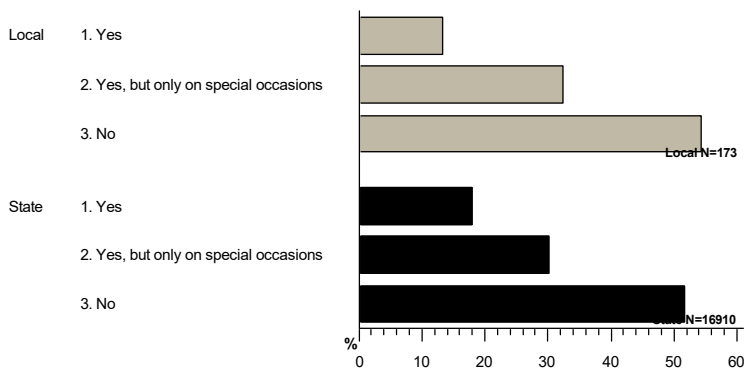
Answer	Local		State	
	Count	%	Count	%
1. Yes	12	6.7	522	3.1
2. Yes, but only on special occasions	35	19.6	1774	10.4
3. No	132	73.7	14814	86.6

7. Do you think it is OK for parents to offer their teenage children alcoholic beverages in their home?



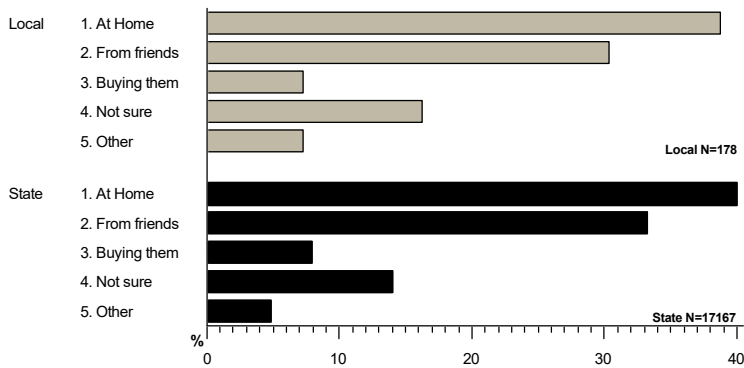
Answer	Local		State	
	Count	%	Count	%
1. Yes	21	11.7	898	5.2
2. Yes, but only on special occasions	64	35.6	4200	24.6
3. No	95	52.8	12007	70.2

8. Do you think most adults in our community feel it is OK for parents to offer their teenage children alcoholic beverages in their home?



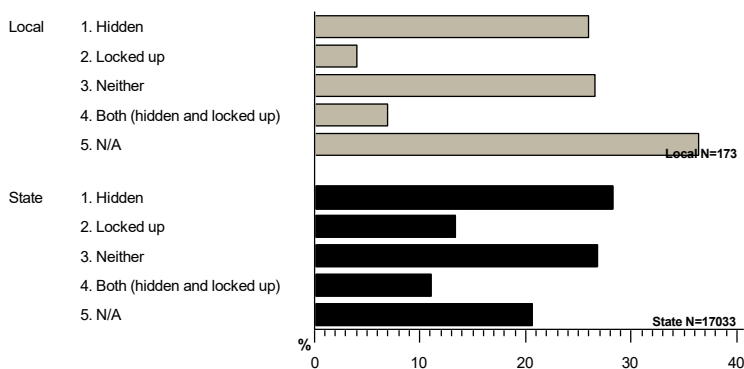
Answer	Local		State	
	Count	%	Count	%
1. Yes	23	13.3	3054	18.1
2. Yes, but only on special occasions	56	32.4	5111	30.2
3. No	94	54.3	8745	51.7

9. Where do you think youth usually get prescription drugs not prescribed to them by a doctor?



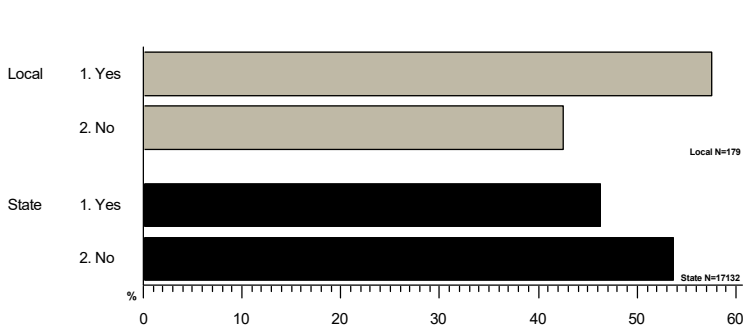
Answer	Local		State	
	Count	%	Count	%
1. At Home	69	38.8	6864	40.0
2. From friends	54	30.3	5701	33.2
3. Buying them	13	7.3	1356	7.9
4. Not sure	29	16.3	2415	14.1
5. Other	13	7.3	831	4.8

10. If you currently have prescription medication at your home, where is the medication usually kept?



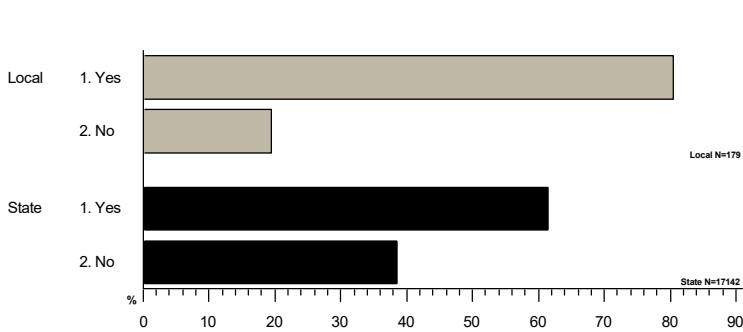
Answer	Local		State	
	Count	%	Count	%
1. Hidden	45	26.0	4806	28.2
2. Locked up	7	4.0	2280	13.4
3. Neither	46	26.6	4561	26.8
4. Both (hidden and locked up)	12	6.9	1875	11.0
5. N/A	63	36.4	3511	20.6

11. There is a group of volunteers in your community who are working to reduce youth alcohol and other drug use. Are you aware of this group/coalition?



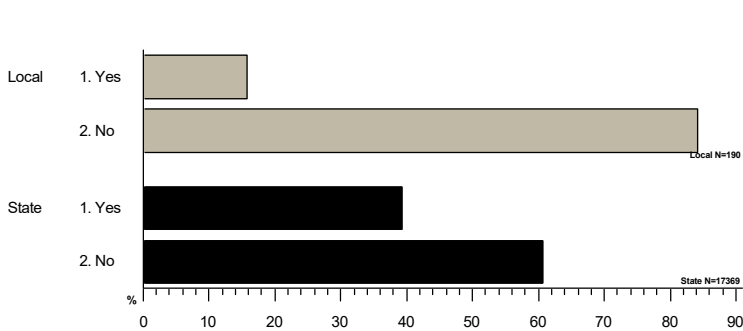
Answer	Local		State	
	Count	%	Count	%
1. Yes	103	57.5	7935	46.3
2. No	76	42.5	9197	53.7

12. Do you know where in your community you could get rid of prescription drugs that you no longer need?



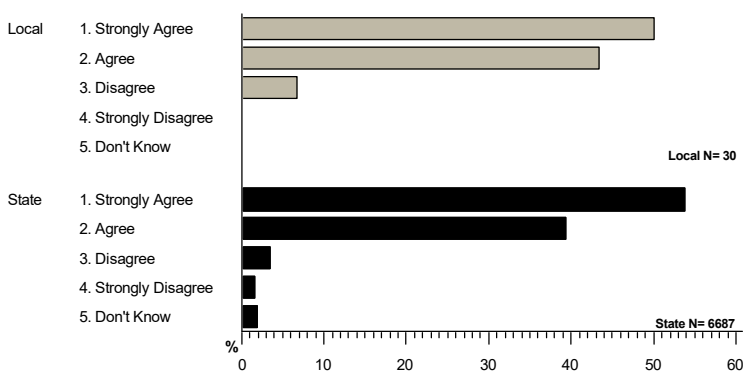
Answer	Local		State	
	Count	%	Count	%
1. Yes	144	80.4	10528	61.4
2. No	35	19.6	6614	38.6

13. Are you a parent or guardian with any children in 6th – 12th grade?



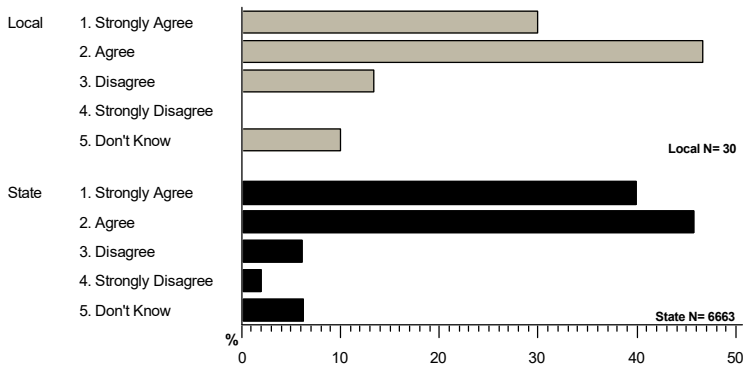
Answer	Local		State	
	Count	%	Count	%
1. Yes	30	15.8	6838	39.4
2. No	160	84.2	10531	60.6

14a. I know what to say to my child about drugs (alcohol, tobacco, marijuana, and other drugs).



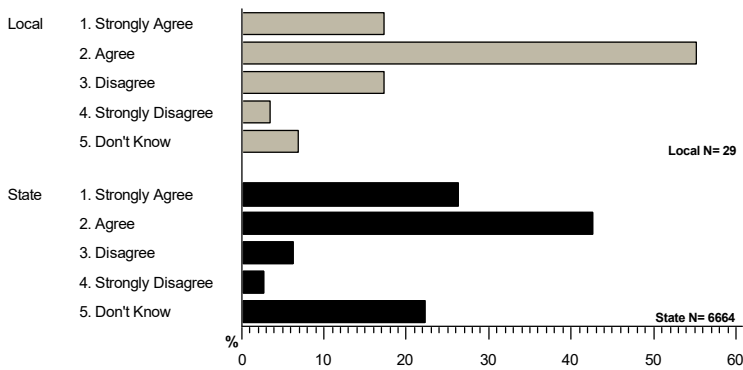
Answer	Local		State	
	Count	%	Count	%
1. Strongly Agree	15	50.0	3592	53.7
2. Agree	13	43.3	2628	39.3
3. Disagree	2	6.7	229	3.4
4. Strongly Disagree	0	0.0	109	1.6
5. Don't Know	0	0.0	129	1.9

14b. What I say will have an influence on whether my child uses drugs (alcohol, tobacco, marijuana, and other drugs).



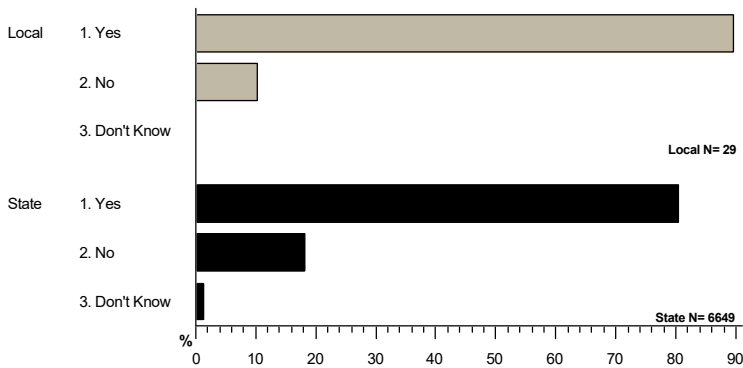
Answer	Local		State	
	Count	%	Count	%
1. Strongly Agree	9	30.0	2658	39.9
2. Agree	14	46.7	3050	45.8
3. Disagree	4	13.3	409	6.1
4. Strongly Disagree	0	0.0	131	2.0
5. Don't Know	3	10.0	415	6.2

14c. There are places in my community where I can learn more about how to help to prevent my child from using drugs (alcohol, tobacco, marijuana, and other drugs).



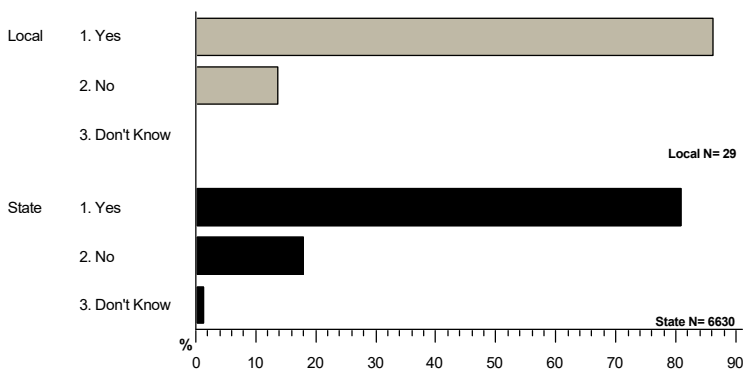
Answer	Local		State	
	Count	%	Count	%
1. Strongly Agree	5	17.2	1753	26.3
2. Agree	16	55.2	2838	42.6
3. Disagree	5	17.2	416	6.2
4. Strongly Disagree	1	3.4	176	2.6
5. Don't Know	2	6.9	1481	22.2

15a. Have you talked to your child (6th - 12th grade) in the last 3 months about the risks or harms from underage alcohol use?



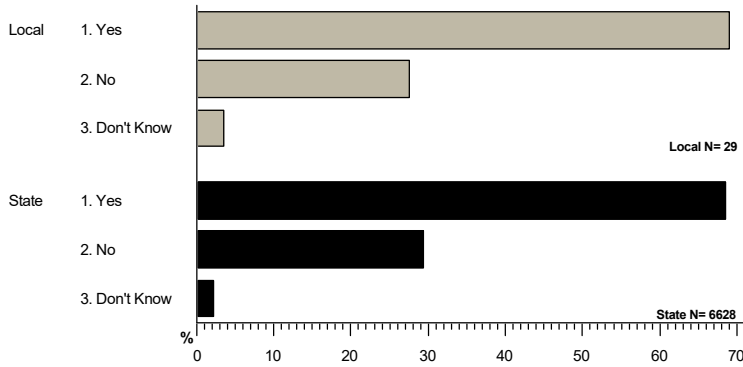
Answer	Local		State	
	Count	%	Count	%
1. Yes	26	89.7	5352	80.5
2. No	3	10.3	1209	18.2
3. Don't Know	0	0.0	88	1.3

15b. Have you talked to your child (6th - 12th grade) in the last 3 months about the risks or harms from using marijuana?



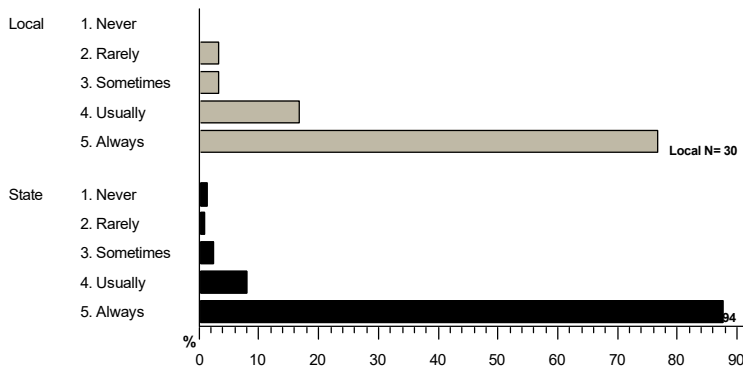
Answer	Local		State	
	Count	%	Count	%
1. Yes	25	86.2	5353	80.7
2. No	4	13.8	1185	17.9
3. Don't Know	0	0.0	92	1.4

15c. Have you talked to your child (6th - 12th grade) in the last 3 months about the risks from using medication without a prescription or in a way other than prescribed?



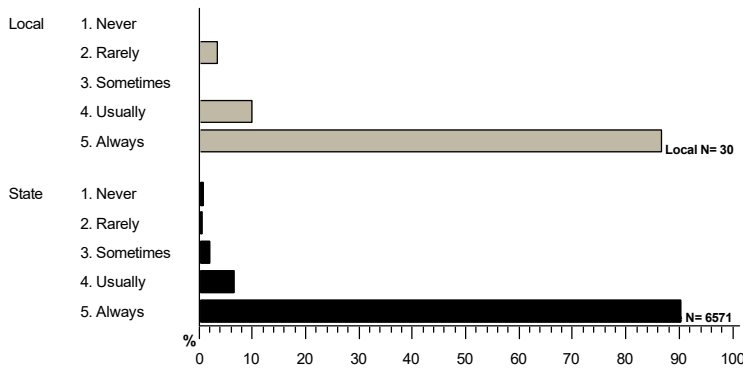
Answer	Local		State	
	Count	%	Count	%
1. Yes	20	69.0	4539	68.5
2. No	8	27.6	1947	29.4
3. Don't Know	1	3.4	142	2.1

16a. When your child (6th - 12th grade) goes out in the evening or on the weekend, how often do YOU: Ask who he/she will be with?



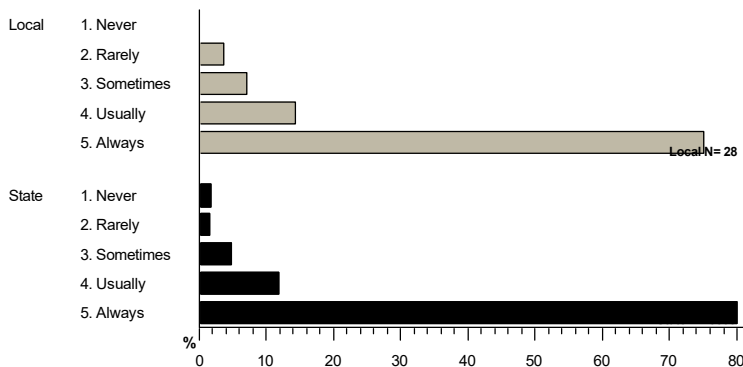
Answer	Local		State	
	Count	%	Count	%
1. Never	0	0.0	81	1.2
2. Rarely	1	3.3	54	0.8
3. Sometimes	1	3.3	153	2.3
4. Usually	5	16.7	520	7.9
5. Always	23	76.7	5786	87.7

16b. When your child (6th - 12th grade) goes out in the evening or on the weekend, how often do YOU: Ask where he/she is going?



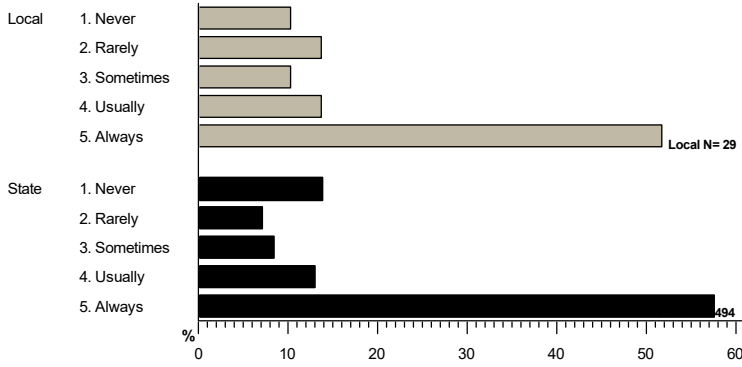
Answer	Local		State	
	Count	%	Count	%
1. Never	0	0.0	45	0.7
2. Rarely	1	3.3	36	0.5
3. Sometimes	0	0.0	127	1.9
4. Usually	3	10.0	436	6.6
5. Always	26	86.7	5927	90.2

16c. When your child (6th - 12th grade) goes out in the evening or on the weekend, how often do YOU: If my child is attending a party, check to see if the party will have adult supervision?



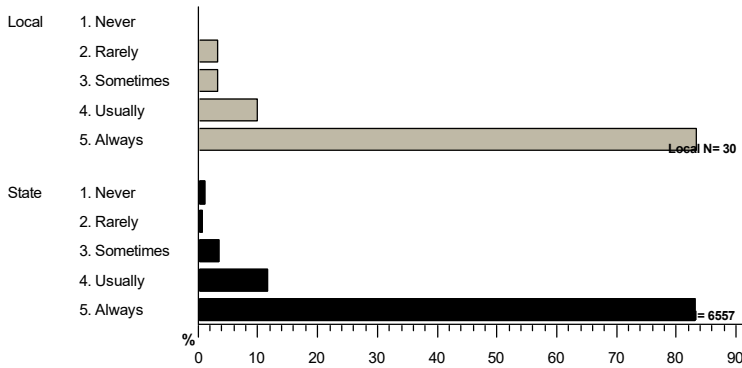
Answer	Local		State	
	Count	%	Count	%
1. Never	0	0.0	118	1.8
2. Rarely	1	3.6	103	1.6
3. Sometimes	2	7.1	310	4.8
4. Usually	4	14.3	775	11.9
5. Always	21	75.0	5202	79.9

16d. When your child (6th - 12th grade) goes out in the evening or on the weekend, how often do YOU: Check to see if your child is under the influence of alcohol or drugs (talk with them, smell breath, and check eyes)?



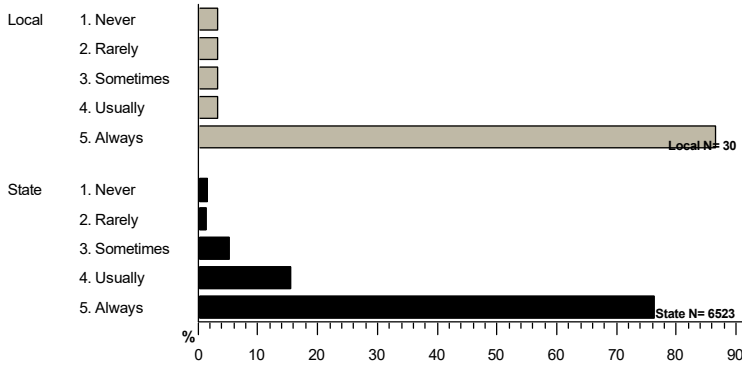
Answer	Local		State	
	Count	%	Count	%
1. Never	3	10.3	897	13.8
2. Rarely	4	13.8	466	7.2
3. Sometimes	3	10.3	545	8.4
4. Usually	4	13.8	848	13.1
5. Always	15	51.7	3738	57.6

16e. When your child (6th - 12th grade) goes out in the evening or on the weekend, how often do YOU: Set a time for your child to be home?



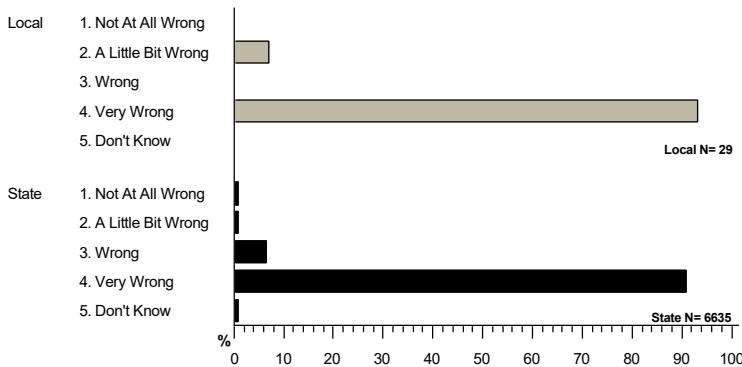
Answer	Local		State	
	Count	%	Count	%
1. Never	0	0.0	76	1.2
2. Rarely	1	3.3	46	0.7
3. Sometimes	1	3.3	221	3.4
4. Usually	3	10.0	763	11.6
5. Always	25	83.3	5451	83.1

16f. When your child (6th - 12th grade) goes out in the evening or on the weekend, how often do YOU: Wait up until your child comes home?



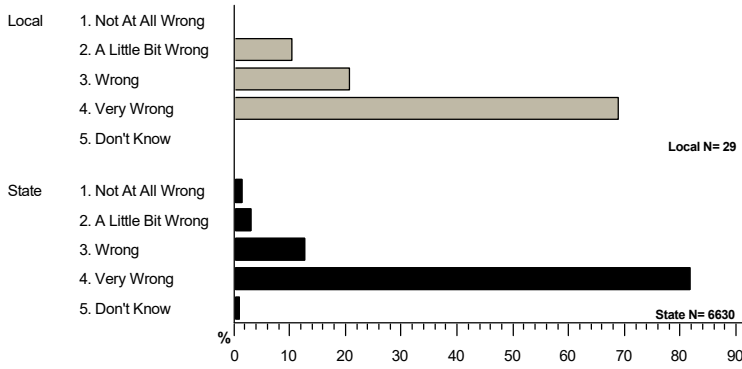
Answer	Local		State	
	Count	%	Count	%
1. Never	1	3.3	100	1.5
2. Rarely	1	3.3	91	1.4
3. Sometimes	1	3.3	344	5.3
4. Usually	1	3.3	1011	15.5
5. Always	26	86.7	4977	76.3

17a. How wrong do you think it would be for your child (6th - 12th grade) to have one or two drinks of an alcoholic beverage nearly every day?



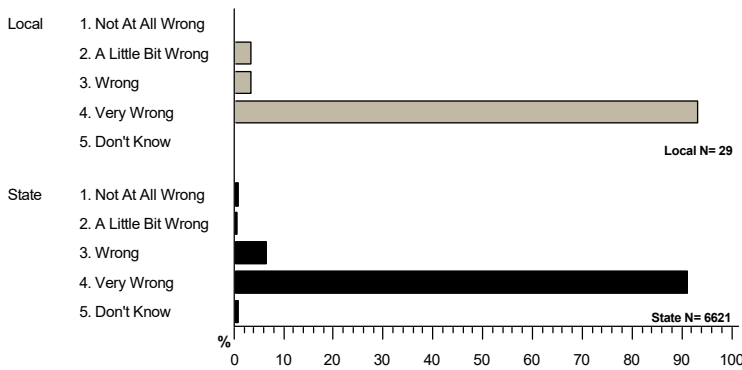
Answer	Local		State	
	Count	%	Count	%
1. Not At All Wrong	0	0.0	59	0.9
2. A Little Bit Wrong	2	6.9	61	0.9
3. Wrong	0	0.0	435	6.6
4. Very Wrong	27	93.1	6031	90.9
5. Don't Know	0	0.0	49	0.7

17b. How wrong do you think it would be for your child (6th - 12th grade) to use marijuana?



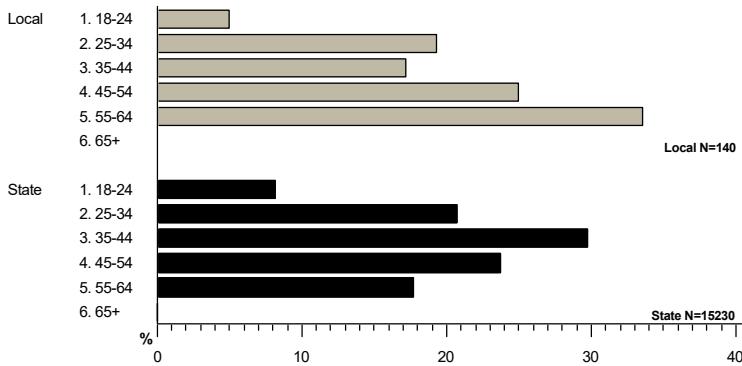
Answer	Local		State	
	Count	%	Count	%
1. Not At All Wrong	0	0.0	98	1.5
2. A Little Bit Wrong	3	10.3	196	3.0
3. Wrong	6	20.7	846	12.8
4. Very Wrong	20	69.0	5423	81.8
5. Don't Know	0	0.0	67	1.0

17c. How wrong do you think it would be for your child (6th - 12th grade) to use prescription drugs not prescribed to them?



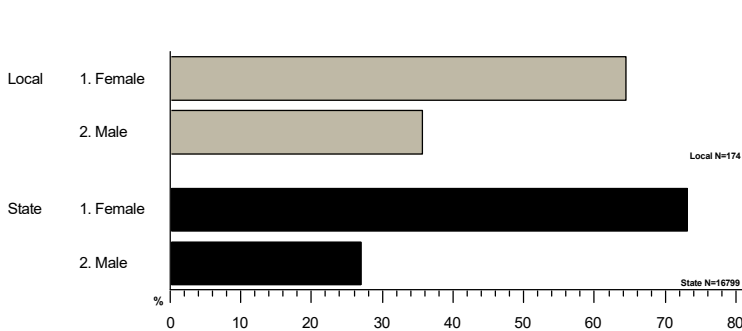
Answer	Local		State	
	Count	%	Count	%
1. Not At All Wrong	0	0.0	53	0.8
2. A Little Bit Wrong	1	3.4	46	0.7
3. Wrong	1	3.4	436	6.6
4. Very Wrong	27	93.1	6035	91.1
5. Don't Know	0	0.0	51	0.8

18. What is your age?



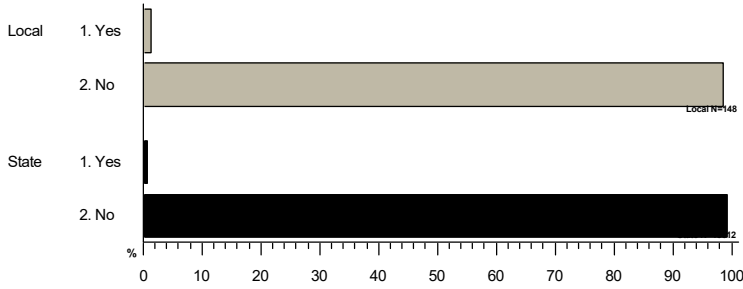
Answer	Local		State	
	Count	%	Count	%
1. 18-24	7	5.0	1235	8.1
2. 25-34	27	19.3	3161	20.8
3. 35-44	24	17.1	4523	29.7
4. 45-54	35	25.0	3614	23.7
5. 55-64	47	33.6	2692	17.7
6. 65+	0	0.0	5	0.0

19. What is your gender?



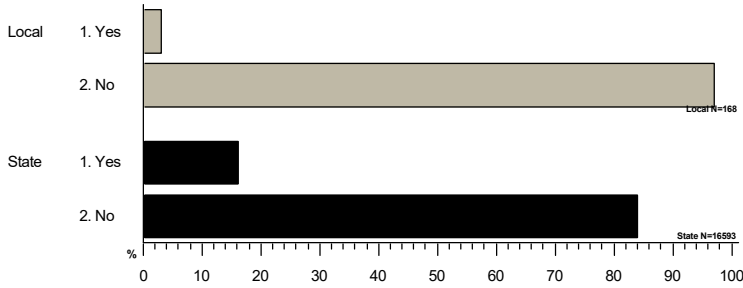
Answer	Local		State	
	Count	%	Count	%
1. Female	112	64.4	12271	73.0
2. Male	62	35.6	4528	27.0

20. Are you transgender?



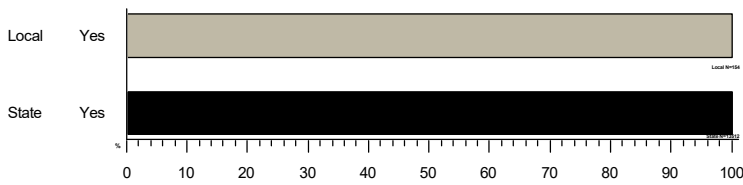
Answer	Local		State	
	Count	%	Count	%
1. Yes	2	1.4	111	0.7
2. No	146	98.6	15501	99.3

21. Are you of Hispanic, Latino/Latina or Spanish origin?



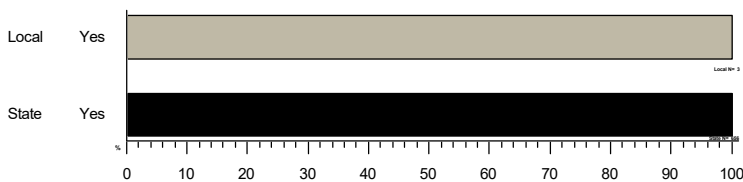
Answer	Local		State	
	Count	%	Count	%
1. Yes	5	3.0	2660	16.0
2. No	163	97.0	13933	84.0

22a. What is your race? White



Answer	Local		State	
	Count	%	Count	%
Yes	154	100.0	13512	100.0

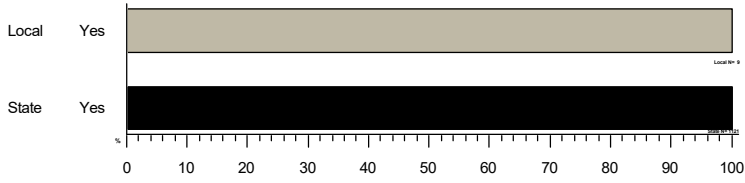
22b. What is your race? Black or African American



Answer	Local		State	
	Count	%	Count	%
Yes	3	100.0	656	100.0

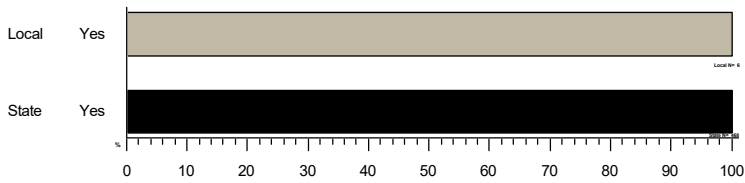
22c. What is your race? American Indian, Alaska Native

Answer	Local		State	
	Count	%	Count	%
Yes	9	100.0	1121	100.0



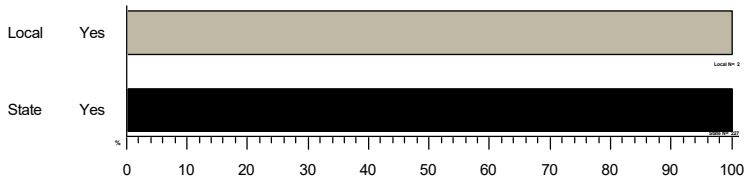
22d. What is your race? Asian or Asian American

Answer	Local		State	
	Count	%	Count	%
Yes	6	100.0	468	100.0



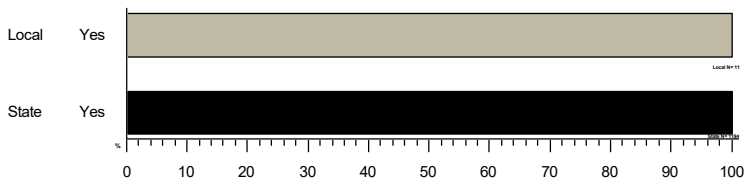
22e. What is your race? Native Hawaiian or other Pacific Islander

Answer	Local		State	
	Count	%	Count	%
Yes	2	100.0	227	100.0



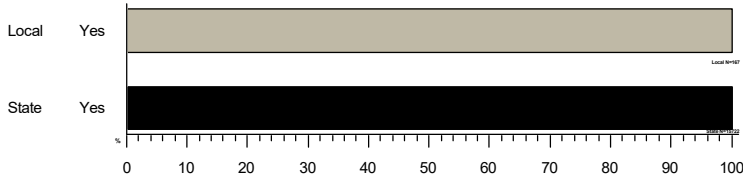
22f. What is your race? Other

Answer	Local		State	
	Count	%	Count	%
Yes	11	100.0	1194	100.0



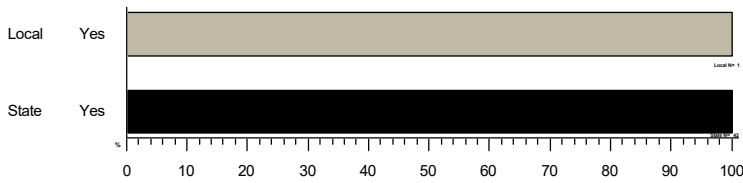
23a. What languages are spoken in your home? English

Answer	Local		State	
	Count	%	Count	%
Yes	167	100.0	15722	100.0



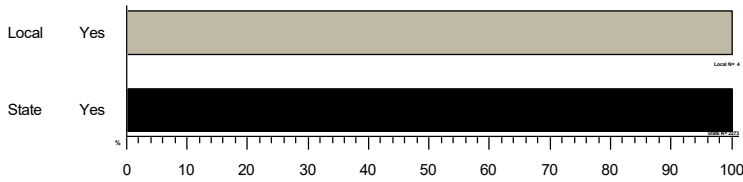
23b. What languages are spoken in your home? Cambodian/ Khmer

Answer	Local		State	
	Count	%	Count	%
Yes	1	100.0	42	100.0



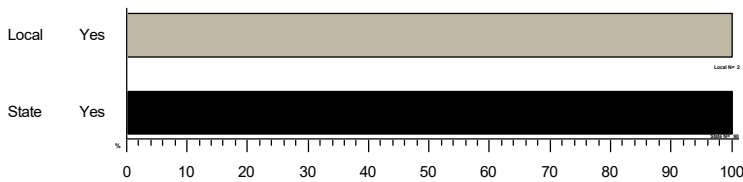
23c. What languages are spoken in your home? Spanish

Answer	Local		State	
	Count	%	Count	%
Yes	4	100.0	2273	100.0



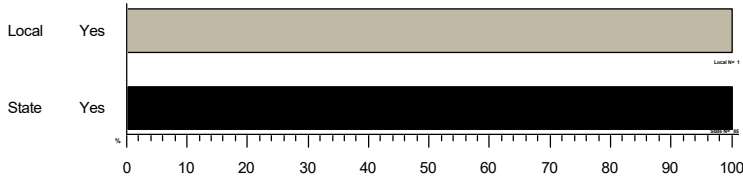
23d. What languages are spoken in your home? Russian

Answer	Local		State	
	Count	%	Count	%
Yes	2	100.0	90	100.0



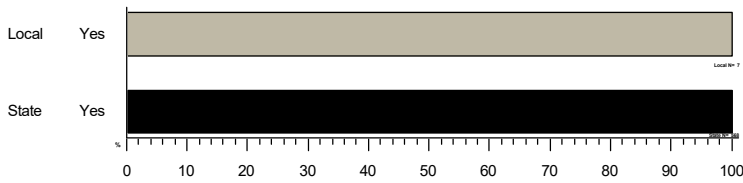
23e. What languages are spoken in your home? Somali

Answer	Local		State	
	Count	%	Count	%
Yes	1	100.0	85	100.0



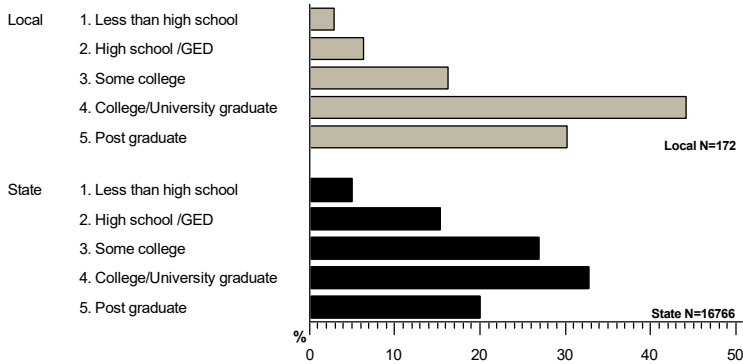
23f. What languages are spoken in your home? Other

Answer	Local		State	
	Count	%	Count	%
Yes	7	100.0	568	100.0



24. What is the highest degree or level of school you completed?

Answer	Local		State	
	Count	%	Count	%
1. Less than high school	5	2.9	840	5.0
2. High school /GED	11	6.4	2573	15.3
3. Some college	28	16.3	4500	26.8
4. College/University graduate	76	44.2	5493	32.8
5. Post graduate	52	30.2	3360	20.0



25. What is your zip code where you live most of the time?

	8368	98310	98311	98325	98339	98362	98365
Local	1	1	1	1	2	2	1
98368	163	4	25				

